

ภาคผนวก ง

เอกสารสอบเทียบเครื่องมือตรวจวัด

List of Instruments Certification for Air & Noise Quality Analysis

No.	Instrument/Equipment	Parameter	Manufacturer	Model/Serial No.	Calibrator	Certification No.	Date of Calibration	Due date of Calibration	Remark
Ambient									
1	Orifice Transfer Standard Calibrator	Total Suspended Particulate (TSP) Particulate Matter < 10 µm (PM ₁₀)	Tisch Environmental,Inc.	TE-5025A 3383	Jirantee Associates Co., Ltd.	COF-039-67	27 Sep 24	26 Sep 25	-
2	U-Tube Manometer	Total Suspended Particulate (TSP) Particulate Matter < 10 µm (PM ₁₀)	Dwyer	121-36-W/M -	Technology Promotion Association (Thailand-Japan)	25P112	19 Feb 25	18 Feb 26	-
3	Aneroid Barometer	Total Suspended Particulate (TSP) Particulate Matter < 10 µm (PM ₁₀)	Barigo, Germany	-	Technology Promotion Association (Thailand-Japan)	24P1856	4 Jun 24	3 Jun 25	-
4	Digital Thermo - Hygrometer	Total Suspended Particulate (TSP) Particulate Matter < 10 µm (PM ₁₀)	Digicon	TH-02 435031148	Technology Promotion Association (Thailand-Japan)	24H1487	15 Jul 24	14 Jul 25	-
5	Nitrogen Dioxide Analyzer	Nitrogen Dioxide	Thermo Scientific	42i 1201778105	UAE Consultant Co.,Ltd.	26092024	26 Sep 24	25 Sep 25	-
6	Standard Gases (Mixture)	Nitrogen Dioxide	Airgas	EB0162121 2016PSIG	Airgas an Air Liquide company	E05NI91E15A0014	6 Jul 23	6 Jul 31	-
7	Sulphur Dioxide Analyzer	Sulphur Dioxide	Thermo Scientific	43i 1182920014	UAE Consultant Co.,Ltd.	04092024	4 Sep 24	3 Sep 25	-
8	Standard Gases (Mixture)	Sulphur Dioxide	Airgas	EB0162121 2016PSIG	Airgas an Air Liquide company	E05NI91E15A0014	6 Jun 23	6 Jun 31	-
9	Wind Speed/Wind Direction	WS/WD	Scarlet Tech Ltd.	WL-21 2111DT0072	Thai Meteorological Department	001/25	3 Jan 25	2 Jan 26	-
10	Sound Level Calibrator (Acoustic Calibrator)	Calibrate Sound Level Meter	01dB	CAL31 84065	Innovative Instrument Co.,Ltd.	24-ACT-087	25 Jun 24	24 Jun 25	-
11	Sound Level Meter	L _{Aeq} 24 hrs, L _{Aeq} 1 hr, L _{Amax} , L _{A90} , L _{Adn} ระดับเสียงรบกวน	Larson Davis	LXT1 0007309	Electrical And Electronics Institute Foundation For Industrial Development	CP20240287EA	2 Aug 24	1 Aug 25	-
12	Sound Level Meter	L _{Aeq} 24 hrs, L _{Aeq} 1 hr, L _{Amax} , L _{A90} , L _{Adn} ระดับเสียงรบกวน	Larson Davis	LXT1 0007310	Electrical And Electronics Institute Foundation For Industrial Development	CP20240289EA	5 Aug 24	4 Aug 25	-

List of Instruments Certification for Air & Noise Quality Analysis

No.	Instrument/Equipment	Parameter	Manufacturer	Model/Serial No.	Calibrator	Certification No.	Date of Calibration	Due date of Calibration	Remark
Stack									
1	Pre-Test Console	Total Suspended Particulate	Apex Instruments, USA.	XC-572-V 0707048	Envi Equipment Service Co., Ltd.	E24-060049	25 Jun 24	24 Jun 25	-
2	Flue gas Analyzer	Sulphur Dioxide Oxide of Nitrogen as Nitrogen Dioxide Oxygen	Testo	Testo 350 60899615	Entech Industrial Sulation Co., Ltd.	G 670490	17 Jul 24	16 Jul 25	-

List of Instruments Certification for Air & Noise Quality Analysis

No.	Instrument/Equipment	Parameter	Manufacturer	Model/Serial No.	Calibrator	Certification No.	Date of Calibration	Due date of Calibration	Remark
Workplace									
1	Sound Level Calibrator (Acoustic Calibrator)	Calibrate Sound Level Meter	01dB	CAL31 84065	Innovative Instrument Co.,Ltd.	24-ACT-087	25 Jun 24	24 Jun 25	-
2	Sound Level Meter	$L_{Aeq\ 8\ hrs}$, L_{Amax}	Rion, Japan	NL-42 00208876	Sithiporn Associates Co., Ltd.	ACL25018	13 Jan 25	12 Jan 26	-
3	Sound Level Meter	$L_{Aeq\ 8\ hrs}$, L_{Amax}	Rion, Japan	NL-42 00408979	Sithiporn Associates Co., Ltd.	ACL25020	13 Jan 25	12 Jan 26	-
4	Sound Level Meter	$L_{Aeq\ 8\ hrs}$, L_{Amax}	Rion, Japan	NL-42 00321432	Innovative Instrument Co.,Ltd.	25-SLM-057	19 Feb 25	18 Feb 26	-
5	Thermal Environment Monitor	Heat Meter	TSI QUEST	QuesTemp 32 TPW010011	Innovative Instrument Co.,Ltd.	25-TPM-142	11 Mar 25	10 Mar 26	-
6	Thermal Environment Monitor	Heat Meter	TSI QUEST	QuesTemp 32 TPT030007	Innovative Instrument Co.,Ltd.	25-TPM-056	28 Jan 25	27 Jan 26	-
7	Thermal Environment Monitor	Heat Meter	3M	QuesTemp 32 TPS030008	Innovative Instrument Co.,Ltd.	25-TPM-050	28 Jan 25	27 Jan 26	-
8	Digital Lux Meter	Lux	Extech Instrument, Taiwan	407026 A 052267	Innovative Instrument Co., Ltd.	25-LXM-046	18 Feb 25	17 Feb 26	-



JIRANATEE ASSOCIATES CO.,LTD.

Jiranatee Associates Co.,Ltd
63/14-15, 67/35-36
Petchkasem 7,7/1, Rd. Watthapra, Bangkokyai,
Bangkok 10600 (Thailand)
Tel: +6608680812
Mobile: +66863999453
E-mail: jnac-calibration@jiranatee.com
Web site: www.jiranatee.com

Accredited calibration laboratory
ISO/IEC 17025:2017
NSC-TISI-TIS 17025
CALIBRATION 0367

Flow measurement laboratory
Calibration services department.



CERTIFICATE OF CALIBRATION

Certificate No. : COF-039-67

Page 1 of 2 Pages

MEASUREMENT ITEM : Top Load Orifice
MANUFACTURER : TISCH
MODEL/TYPE : TE-5025A
SERIAL NUMBER : 3383
ID NUMBER : UAE.EFM.063/2560
CONDITION AS-RECEIVED : Used item
CUSTOMER : United Analyst and Engineering Consultant Co., Ltd.
81 Soi Udomsuk 41, Sukhumvit Road, Bangchak, Phrakhanong,
Bangkok 10260

RECEIVED DATE : 16 Sep 2024
MEASUREMENT DATE : 27 Sep 2024
ISSUE DATE : 27 Sep 2024

Calibration procedure:

The Orifice gas flow device was calibrated against Standard Rotary Displacement Meter (Roots Meter) Model G65/IMC/W2-dp. The WI-CL-004 was used as a calibration guideline.

Traceability:

This certificate provides a traceability of the measurement to recognized the national standards, and to realization of the international system of units (SI) through the NIMT (National Metrology Institute of Thailand) via Certificate number: MW-0063-23.

Uncertainty of Measurement:

The reported uncertainty of measurement is based on the standard uncertainty multiplied by a coverage factor $k=2$, Which for a normal distribution corresponds to a coverage probability of approximately 95%. The standard uncertainty has been determined in accordance with the GUM 'Evaluation of measurement data - Guide to the expression of uncertainty in measurement'

ENVIRONMENTAL CONDITIONS:

Ambient condition in the laboratory are as follow:

Temperature	: 23.0 ± 3.0	°C
Relative Humidity	: 55.0 ± 15.0	%RH
Atmospheric Pressure	: 1010 ± 10	hPa

CALIBRATION CONDITION:

Preconditioning : 24 hours at ambient conditions.
Measurement Condition : The average values during measurement are 23.9°C and $49.0\% \text{RH}$.

NOTED: The certificate is valid only to the item calibrated on date and place of calibration.

TABULATION OF RESULTS:

The table on next page give the measured values.

Calibrated by:



Approved signatory:

MEASUREMENT RESULTS:

The Orifice gas flow device was calibrated by direct comparison method with the Standard Rotary Displacement Meter (Roots Meter). The Humid air was used as a medium in the system. The standard conditions are 25°C (298.15 K) and 760 mmHg for standard temperature and standard pressure respectively.

Table 1: The results of Q Standard calibration data

Plate	Flow rate m^3/min	Pressure [Pa] mmHg	Temperature [Ta] °C	Temperature [Tm] °C	Δp_{meter} mmHg	$\Delta p_{Orifice}$ inH ₂ O	γ	Standard Flow [Q_s] m^3/min
1	0.703	758.131	23.92	22.49	56.556	1.738	1.319	0.654
2	1.000	758.205	23.70	22.81	63.034	3.473	1.865	0.922
3	1.121	758.284	23.64	22.69	42.633	4.642	2.157	1.064
4	1.167	758.274	23.64	22.65	31.359	5.197	2.282	1.125
5	1.409	758.325	24.00	23.14	30.402	7.654	2.768	1.358

Slope (m): 2.05577
 Intercept (b): -0.02807
 Correlation coefficient (r): 0.99985
 Uncertainty ($k=2$): 0.015 m^3/min

Table 2: The results of Q actual calibration data

Plate	Flow rate m^3/min	Pressure [Pa] mmHg	Temperature [Ta] °C	Temperature [Tm] °C	Δp_{meter} mmHg	$\Delta p_{Orifice}$ inH ₂ O	γ	Standard Flow [Q_a] m^3/min
1	0.703	758.131	23.92	22.49	56.556	1.738	0.825	0.653
2	1.000	758.205	23.70	22.81	63.034	3.473	1.166	0.920
3	1.121	758.284	23.64	22.69	42.633	4.642	1.348	1.061
4	1.167	758.274	23.64	22.65	31.359	5.197	1.426	1.123
5	1.409	758.325	24.00	23.14	30.402	7.654	1.732	1.357

Slope (m): 1.28763
 Intercept (b): -0.01756
 Correlation coefficient (r): 0.99985
 Uncertainty ($k = 2$): 0.015 m^3/min

End of Certificate of Calibration



เอกสารไม่ควบคุม



TECHNOLOGY PROMOTION ASSOCIATION (THAILAND-JAPAN)
CORPORATE SERVICES 3: EQUIPMENT CALIBRATION AND TESTING SERVICES
534/4 PATTANAKARN ROAD SOI 18, SUANLUANG, SUANLUANG, BANGKOK 10250
TEL. 0-2717-3000-24 FAX. 0-2719-9484

Certificate of Calibration

Certificate No. : 25P112

Page : 1 of 2

Equipment : U-Tube Manometer

Manufacturer: Dwyer

Model : 121-36-W/M

Serial No.: -

ID No.: UAE.EFM.181/2561

Condition As-Received: Used Item

Received Date: 10 February 2025

Calibration Date: 19 February 2025

Reference: 2502-0083WSC

Ambient Temperature: (23 ± 2) °C

Relative Humidity: (50 ± 15) %

Atmospheric Pressure: 1012 mbar

This certificate may not be reproduced other than in full,
except with the prior written approval of the head of
Corporate Services 3: Equipment Calibration and Testing Services.

Submitted by: United Analyst and Engineering Consultant Co.,Ltd.

81 Soi Udomsuk 41, Sukhumvit Road, Bangchak,
Phrakhanong, Bangkok 10260

Procedure used: The calibration was conducted by direct comparison method against Pressure Measuring Instruments Standard according to in-house calibration procedure CP-P04, using " DKD-R 6-1 ; Calibration of Pressure Gauges, Edition 03/2014 " as a guidelines.

Condition of this result of calibration

1.Reference standards instruments :

<u>Instrument</u>	<u>Model</u>	<u>Serial No.</u>	<u>Certificate No.</u>	<u>Due Date</u>
1) Pressure Calibrator	PC106P	1189	MP-0113-24	10 Jul 2025

2.This result of calibration was made on requested at the point specified by customer.

3.Scale and conversion factor is 1 kPa = 4.0146293 inH₂O

4.This instrument was used clean air as pressure media.

5.This instrument was installed in vertical orientation and center of connector was used as the reference level.

6.The certificate is valid only to the item calibrated on date and place of calibration.

7.This Certification is traceable to the International System of Unit maintained at:-

-National Institute of Metrology Thailand (NIMT)

Calibrated by :

Issue Date : 21 February 2025

Approved Signatory :

เอกสารไม่ควบคุม
B 0250406



Cert.No.: 25P112

Page: 2 of 2

Result of calibration:- Without adjustment

Function:- Pressure Measurement

Increasing Pressure

Range : 0 inH₂O to 36 inH₂O

Scale Interval : 0.1 inH₂O (The Fifth Estimate)

<u>Applied Pressure</u> (inH ₂ O)	<u>UUC Indication</u>		<u>ΔP</u> (inH ₂ O)	<u>Error</u> (inH ₂ O)
	<u>High-port side</u> (inH ₂ O)	<u>Low-port side</u> (inH ₂ O)		
0.00	0.00	0.00	0.00	0.00
2.00	1.00	-0.98	1.98	-0.02
4.00	2.00	-1.98	3.98	-0.02
6.00	3.00	-3.02	6.02	0.02
8.00	4.00	-4.02	8.02	0.02
10.00	5.00	-5.04	10.04	0.04
12.00	6.00	-6.04	12.04	0.04
14.00	7.00	-7.06	14.06	0.06
16.00	8.00	-8.06	16.06	0.06
18.00	9.00	-9.06	18.06	0.06
20.00	10.00	-10.06	20.06	0.06
22.00	11.00	-11.08	22.08	0.08
24.00	12.00	-12.08	24.08	0.08
26.00	13.02	-13.10	26.12	0.12
28.00	14.02	-14.10	28.12	0.12
30.00	15.02	-15.10	30.12	0.12
32.00	16.02	-16.10	32.12	0.12
34.00	17.02	-17.08	34.10	0.10
35.50	17.86	-17.92	35.78	0.28

The uncertainty of measurement was ± 0.11 inH₂O

* UUC = Unit Under Calibration

* ΔP = High-port side - Low-port side

The reported uncertainty of measurement was based on a standard uncertainty multiplied by a coverage factor $k = 2$, providing a level of confidence of approximately 95 %.

-o0o-

เอกสารไม่ควบคุม
a 1037943



TECHNOLOGY PROMOTION ASSOCIATION (THAILAND-JAPAN)
CORPORATE SERVICES 3: EQUIPMENT CALIBRATION AND TESTING SERVICES
534/4 PATTANAKARN ROAD SOI 18, SUANLUANG, SUANLUANG, BANGKOK 10250
TEL. 0-2717-3000-24 FAX. 0-2719-9484



Certificate of Calibration

Certificate No. : 24P1856

Page : 1 of 2

Equipment : Aneroid Barometer
Manufacturer: Barigo
Model : -
Serial No.: -
ID No.: UAE.EMA2.110/2555

Condition As-Received: Used Item

Received Date: 24 May 2024

Calibration Date: 04 June 2024

Reference: 2405-0919WSC

Submitted by: United Analyst and Engineering Consultant Co.,Ltd.

Ambient Temperature: (23 \pm 2) °C

Relative Humidity: (50 \pm 15) %

Atmospheric Pressure: 1006 mbar

81 Soi Udomsuk 41, Sukhumvit Road,
Bangchak, Phrakhanong, Bangkok 10260

Procedure used: The calibration was conducted by direct comparison method against Pressure Measuring Instruments Standard according to in-house calibration procedure CP-P10, using " DKD-R 6-1 ; Calibration of Pressure Gauges, Edition 03/2014 " as a guidelines.

Condition of this result of calibration

1.Reference standards instruments :

<u>Instrument</u>	<u>Model</u>	<u>Serial No.</u>	<u>Certificate No.</u>	<u>Due Date</u>
1) Standard Barometer	DPI142	1422505046	MP-0094-24	03 May 2025

2.This instrument was installed in vertical orientation and center of the dial was used as the reference level.

3.This result of calibration was made on requested at the point specified by customer.

4.This result of calibration instrument was in absolute pressure.

5.This instrument was used clean air as pressure media.

6.The certificate is valid only to the item calibrated on date and place of calibration.

7.This Certification is traceable to the International System of Unit maintained through:-

-National Institute of Metrology Thailand (NIMT)

Calibrated by :

Issue Date : 06 June 2024

Approved Signatory :

เอกสารไม่ควบคุม
B 0316956



Cert.No.: 24P1856

Page: 2 of 2

Result of calibration:- Without adjustment

Range : 720 mmHg to 800 mmHg

Function:- Absolute Pressure Measurement

Scale Interval : 1 mmHg (The Fifth Estimate)

Increasing Pressure

Applied Pressure (mmHg)	720.43	730.67	740.34	751.52	756.56	761.83	773.53	798.76
UUC* Indication (mmHg)	720.0	730.0	740.0	750.0	755.0	760.0	770.0	790.0
Error (mmHg)	-0.43	-0.67	-0.34	-1.52	-1.56	-1.83	-3.53	-8.76

Decreasing Pressure

Applied Pressure (mmHg)	798.76	773.60	761.89	756.65	751.59	740.72	730.68	720.59
UUC* Indication (mmHg)	790.0	770.0	760.0	755.0	750.0	740.0	730.0	720.0
Error (mmHg)	-8.76	-3.60	-1.89	-1.65	-1.59	-0.72	-0.68	-0.59

The uncertainty of measurement was ± 0.24 mmHg

* UUC = Unit Under Calibration

The reported uncertainty of measurement was based on a standard uncertainty multiplied by a coverage factor $k = 2$, providing a level of confidence of approximately 95 %.

-o0o-



TECHNOLOGY PROMOTION ASSOCIATION (THAILAND-JAPAN)
CORPORATE SERVICES 3: EQUIPMENT CALIBRATION AND TESTING SERVICES
534/4 PATTANAKARN ROAD SOI 18, SUANLUANG, SUANLUANG, BANGKOK 10250
TEL. 0-2717-3000-24 FAX. 0-2719-9484



Certificate of Calibration

Certificate No. : 24H1487

Page : 1 of 2

Equipment : Digital Thermo-Hygrometer

Manufacturer: Digicon

Model : TH-02A

Serial No.: 435031148

ID No.: UAE.EFM.006/2567

Condition As-Received: New Item

Received Date: 10 July 2024

Calibration Date: 15 July 2024
to 17 July 2024

Reference: 2407-0393WSC

Ambient Temperature: (25 ± 3) °C

Relative Humidity: (50 ± 20) %

This certificate may not be reproduced other than in full,
except with the prior written approval of the head of
Corporate Services 3: Equipment Calibration and Testing Services.

Submitted by: United Analyst and Engineering Consultant Co.,Ltd.

81 Soi Udomsuk 41, Sukhumvit Road, Bangchak,
Phrakhanong, Bangkok 10260

Procedure used: Calibration were conducted using in-house calibration procedure CP-H03 according to comparison with standard chilled mirror sensor for humidity measurement function and comparison with standard temperature probe for temperature measurement function into humidity / temperature chamber.

Condition of this result of calibration

1.Reference standards instruments :


<u>Instrument</u>	<u>Model</u>	<u>Serial No.</u>	<u>Certificate No.</u>	<u>Due Date</u>
1) Standard Chilled Mirror Hygrometer Sensor	Dew Prime II	31863	21819	25 Sep 2024
2) Handheld Thermometer With Sensor	1523	5717096	2311321	08 Nov 2024

2.The certificate is valid only to the item calibrated on date and place of calibration.

3.This Certification is traceable to the International System of Unit maintained through:-

-Thunder Scientific Corporation, NVLAB Accreditation No. Calibration 200582-0

-Technology Promotion Association (Thailand-Japan), NSC-ONSC Accredited No. Calibration 0008

Calibrated by : 
Issue Date : 17 July 2024

Approved Signatory : 

เอกสารไม่ควบคุม



Cert. No.: 24H1487

Page.: 2 of 2

Result of Calibration:- Without Adjustment

Function: Humidity Measurement.

<u>Reference</u> <u>Temperature</u> (°C)	<u>Standard</u> <u>Humidity</u> (%R.H.)	<u>UUC*</u> <u>Reading</u> (%R.H.)	<u>Error</u> (%R.H.)	<u>Uncertainty</u> <u>of Measurement</u> (±%R.H.)
25.0	40.1	39	-1.1	1.4
25.0	50.1	48	-2.1	1.6
25.0	60.0	58	-2.0	1.6
25.0	70.2	68	-2.2	1.6

Result of Calibration:- Without Adjustment

Function: Temperature Measurement.

<u>Standard</u> <u>Temperature</u> (°C)	<u>UUC*</u> <u>Reading</u> (°C)	<u>Error</u> (°C)	<u>Uncertainty</u> <u>of Measurement</u> (±°C)
20.014	20.3	0.286	0.42
24.984	25.2	0.216	0.42
30.050	30.1	0.050	0.42
40.027	40.0	-0.027	0.42

UUC* : Unit Under Calibration

The reported uncertainty of measurement was base on standard uncertainty multiplied by coverage factor $k = 2.00$, providing confidence level approximately 95%.

-o0o-

เอกสารไม่ควบคุม

MULTI-POINT GAS TEST REPORT

Test Date : Sep 26,2024

Equipment : Gas Analyzer (NO₂)

Model : 42i

Manufacturer : Thermo Scientific

Serial Number : 1201778105

Standard Gas Concentration

Sulphur Dioxide (SO ₂)	42.89
Nitric Oxide (NO)	46.77
Methane (CH ₄)	-
Carbon Monoxide (CO)	965.9
Cylinder No. :	EB0159156
Expiration Date :	Nov 6,2026

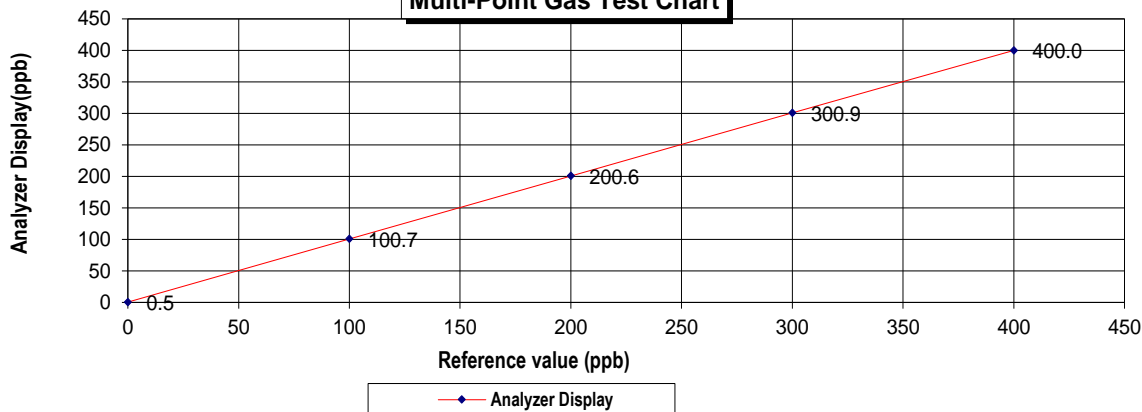
Dilutor Detail

Manufacturer :	Thermo Scientific
Model :	146i
Serial Number :	1180540071

Multi-point gas test data

Reference Value (ppb)			Analyzer Display (ppb)	Difference Error	Percent Error	[% Error]
Level 1	Zero	0.0	0.5	0.50	0.50	0.50
Level 2	20.00%	100.0	100.7	0.70	0.70	0.70
Level 3	40.00%	200.0	200.6	0.60	0.30	0.30
Level 4	60.00%	300.0	300.9	0.90	0.30	0.30
Level 5	80.00%	400.0	400.0	0.00	0.00	0.00
Remark : Measuring Range 500.0 ppb				Average Difference (%)		0.36

Multi-Point Gas Test Chart



26 / 9 / 2567

26 / Sep / 2024

CERTIFICATE OF ANALYSIS

Grade of Product: EPA PROTOCOL STANDARD

Customer: AIR LIQUIDE (THAILAND)

LTD

Part Number: E05NI91E15A0014

Cylinder Number: EB0162121

Laboratory: 124 - Plumsteadville - PA

PGVP Number: A12023

Gas Code: CO,CO2,NO,NOX,SO2,BALN

Reference Number: 160-402772205-1

Cylinder Volume: 144.0 CF

Cylinder Pressure: 2016 PSIG

Valve Outlet: 660

Certification Date: Jul 06, 2023

Expiration Date: Jul 06, 2031

Certification performed in accordance with "EPA Traceability Protocol for Assay and Certification of Gaseous Calibration Standards (May 2012)" document EPA 600/R-12/531, using the assay procedures listed. Analytical Methodology does not require correction for analytical interference. This cylinder has a total analytical uncertainty as stated below with a confidence level of 95%. There are no significant impurities which affect the use of this calibration mixture. All concentrations are on a mole/mole basis unless otherwise noted. The results relate only to the items tested. The report shall not be reproduced except in full without approval of the laboratory. Do Not Use This Cylinder below 100 psig, i.e. 0.7 megapascals.

ANALYTICAL RESULTS

Component	Requested Concentration	Actual Concentration	Protocol Method	Total Relative Uncertainty	Assay Dates
NOX	100.0 PPM	100.4 PPM	G1	+/- 0.9% NIST Traceable	06/27/2023, 07/06/2023
NITRIC OXIDE	100.0 PPM	100.2 PPM	G1	+/- 0.9% NIST Traceable	06/27/2023, 07/06/2023
SULFUR DIOXIDE	100.0 PPM	100.0 PPM	G1	+/- 1.4% NIST Traceable	06/27/2023, 07/06/2023
CARBON MONOXIDE	200.0 PPM	199.2 PPM	G1	+/- 0.3% NIST Traceable	06/26/2023
CARBON DIOXIDE	8.000 %	7.982 %	G1	+/- 1.2% NIST Traceable	06/27/2023
NITROGEN	Balance				

CALIBRATION STANDARDS

Type	Lot ID	Cylinder No	Concentration	Uncertainty	Expiration Date
GMIS	104202308	CC754364	98.36 PPM NITRIC OXIDE/NITROGEN	+/- 0.4%	Jan 04, 2031
PRM	C2219101	APE1514048	100.19 PPM NITRIC OXIDE/NITROGEN	+/- 0.3%	Feb 28, 2025
GMIS	2023042525	CC754381	98.52 PPM NITRIC OXIDE/NITROGEN	+/- 0.4%	Apr 25, 2031
PRM	12409	D913660	15.01 PPM NITROGEN DIOXIDE/AIR	+/- 1.5%	Feb 17, 2023
GMIS	153400202002	EB0130037	9.693 PPM NITROGEN DIOXIDE/NITROGEN	+/- 1.6%	Sep 29, 2025
NTRM	160102-22	KAL003820	97.69 PPM SULFUR DIOXIDE/NITROGEN	+/- 0.8%	Nov 01, 2027
CO	230601	CC745902	249.47 PPM CARBON MONOXIDE/NITROGEN	+/- 0.3%	Dec 09, 2028
NTRM	130606-02	CC411730	13.359 % CARBON DIOXIDE/NITROGEN	+/- 0.6%	May 14, 2025

The SRM, NTRM, PRM, or RGM noted above is only in reference to the GMIS used in the assay and not part of the analysis.

ANALYTICAL EQUIPMENT

Instrument/Make/Model	Analytical Principle	Last Multipoint Calibration
Nicolet iS50 FTIR AUP2010245 CO2	FTIR	Jun 15, 2023
SIEMENS ULTRAMAT6E N1-C8-180	NDIR	Jun 14, 2023
Nicolet iS50 FTIR AUP2010245 NO	FTIR	Jun 29, 2023
Nicolet iS50 FTIR AUP2010245 NO2	FTIR	Jun 15, 2023
Nicolet iS50 FTIR AUP2010245 SO2	FTIR	Jun 08, 2023

Approved for Release

Page 1 of 1

เอกสารไม่ควบคุม

MULTI-POINT GAS TEST REPORT

Test Date : Sep 4, 2024

Equipment : Gas Analyzer (SO₂)

Model : 43i

Manufacturer : Thermo SCIENTIFIC

Serial Number : 1182920014

Standard Gas Concentration

Sulphur Dioxide (SO ₂)	42.89
Nitric Oxide (NO)	46.77
Methane (CH ₄)	-
Carbon Monoxide (CO)	965.9
Cylinder No. :	EB01159156
Expiration Date :	Nov 06, 2026

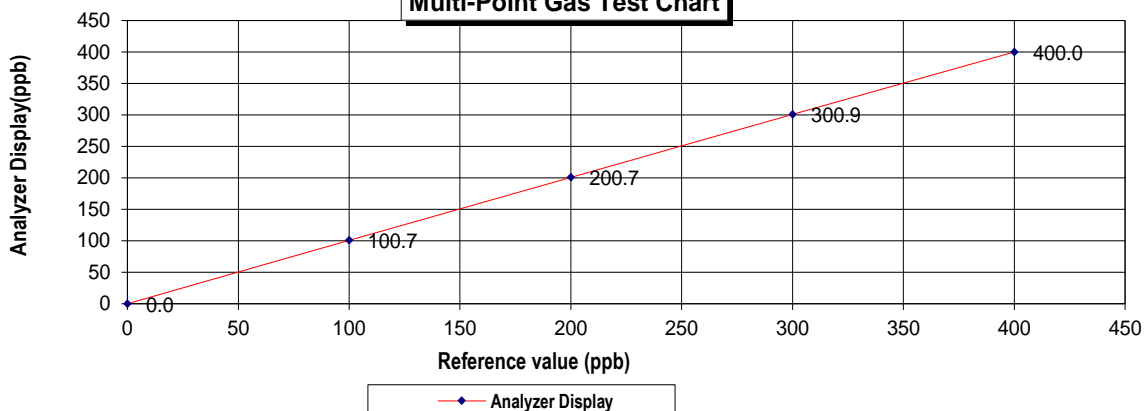
Dilutor Detail

Manufacturer :	Thermo SCIENTIFIC
Model :	146i
Serial Number :	1180540071

Multi-point gas test data

Reference Value (ppb)			Analyzer Display (ppb)	Difference Error	Percent Error	[% Error]
Level 1	Zero	0.0	0.0	0.00	0.00	0.00
Level 2	20.00%	100.0	100.7	0.70	0.70	0.70
Level 3	40.00%	200.0	200.7	0.70	0.35	0.35
Level 4	60.00%	300.0	300.9	0.90	0.30	0.30
Level 5	80.00%	400.0	400.0	0.00	0.00	0.00
Remark : Measuring Range 500.0 ppb				Average Difference (%)		0.27

Multi-Point Gas Test Chart



4 / 9 / 2567



4 / Sep / 2024

เอกสารไม่ควบคุม



THAI METEOROLOGICAL DEPARTMENT

4353 Sukhumvit, Bangna, Bangkok 10260 Tel. 081-454-2804, 0-2399-0469

Calibration Certificate

Issued by : Calibration & Test Section : Meteorological Instruments Bureau

Date of Issue 3 January, 2025

Certification No. 001/25

Page : 1 of 5

Object : Wind Speed & Wind Direction Data Logger

Manufacturer : SCARLET/TECH

Type : WL-21

Mfg Code : Wireless Receiver 2111DR0072

Wind Sensor 2111DR0072

Customer : United Analyst and Engineering Consultant Co.,Ltd.

81 Soi Udomsuk 41, Sukhumvit Road,

Bangchak, Prakanong, Bangkok 10260.

Calibration Condition : Temperature 25.1 °C Barometric Pressure 1012.1 hPa

NATIONAL STANDARD WIND TUNNEL : Wind Aloft Plotting Board

: Micromanometer Theodor Friedrichs FC014 Serial No. 9310119 : HOOK GAGE NO 1425

N.I.S.T. Test Reference Number 731/241460 : Standard Velocity at 20 - 30 m/sec

: Ultrasonic Anemometer Model DA-650-3TV (sensor TR-90AH)
Serial Number 110730029 (sensor 120629586)

JAPAN QUALITY ASSURANCE ORGANIZATION : Standard Velocity at 0 - 20 m/sec

STANDARD THERMOMETER : Theodor Friedrich : Dry No.8390/94 Wet No. 8389/94

: testo, testo 645 Serial No. 02848057 : Thermoschneider No.918802

STANDARD BAROMETER : Digital Barometer Vaisala Type PTB220 No. V1220015

Digital Barometer Vaisala Type PTB330 No. K4320001

Calibrated by :

Mechanical Engineer





THAI METEOROLOGICAL DEPARTMENT

4353 Sukhumvit, Bangna, Bangkok 10260 Tel. 081-454-2804,0-2399-0469

The Result of Calibration

Certification No. 001/25

3 January, 2025

Page : 2 of 5

Standard Ultrasonic Anemometer m/sec	HOOK GAGE NO. 1425			TESTED ANEMOMETER	
	Pressure inches H2O	Vacumm inches H2O	Velocity m/sec	Velocity m/sec	Correction m/sec
1.00	-	-	-	1.0	0.00
3.02	-	-	-	3.0	0.02
5.00	-	-	-	5.0	0.00
7.04	-	-	-	7.0	0.04
9.02	-	-	-	9.0	0.02
11.02	-	-	-	11.0	0.02
13.01	-	-	-	13.0	0.01
15.01	-	-	-	15.0	0.01
17.02	-	-	-	17.1	-0.08
20.02	-	-	-	20.1	-0.08

Vane Angel Bench Stand Model 18112	
Young Meteorological Instruments	
WIND DIRETION	TESTED WIND DIRECTION
0	0
90	90
180	180
270	270

Calibrated by :

Mechanical Engineer

Calibration & Test Section
Meteorological Instruments Bureau



เอกสารไม่ควบคุม



THAI METEOROLOGICAL DEPARTMENT

4353 Sukhumvit, Bangna, Bangkok 10260 Tel. 081-454-2804, 0-2399-0469

The Result of Calibration

Certification No. 001/25

3 January, 2025

Page : 3 of 5

Standard Barometer	Tested Barometer	Correction
Pressure	Pressure	mbar
1012.05	1012	0.05
1011.25	1011	0.25
1012.92	1013	-0.08
1010.09	1010	0.09
1008.87	1009	-0.13
1010.43	1010	0.43
1011.39	1011	0.39
1011.05	1011	0.05
1010.72	1011	-0.28
1010.30	1010	0.30
1009.81	1010	-0.19
1008.93	1009	-0.07
1009.35	1009	0.35
1009.89	1010	-0.11
1010.57	1011	-0.43
1011.41	1011	0.41
1012.31	1012	0.31
1009.75	1010	-0.25
1010.67	1011	-0.33
1011.01	1011	0.01


Average

0.04

Calibrated by :



Mechanical Engineer



เอกสารไม่ควบคุม



THAI METEOROLOGICAL DEPARTMENT

4353 Sukhumvit, Bangna, Bangkok 10260 Tel. 081-454-2804, 0-2399-0469

The Result of Calibration

Certification No. 001/25

3 January, 2025

Page : 4 of 5

Standard Barometer	Tested Barometer	Correction
Pressure	Pressure	mmHg
759.10	759	0.10
758.50	759	-0.50
759.75	760	-0.25
757.63	758	-0.37
756.71	757	-0.29
757.88	758	-0.12
758.60	759	-0.40
758.35	758	0.35
758.10	758	0.10
757.79	758	-0.21
757.42	757	0.42
756.76	757	-0.24
757.07	757	0.07
757.48	757	0.48
757.99	758	-0.01
758.62	759	-0.38
759.29	759	0.29
757.37	757	0.37
758.06	758	0.06
758.32	758	0.32

Average

-0.01

Calibrated by :

Mechanical Engineer

Calibration & Test Section

Meteorological Instruments Bureau



เอกสารไม่ควบคุม



THAI METEOROLOGICAL DEPARTMENT

4353 Sukhumvit, Bangna, Bangkok 10260 Tel. 081-454-2804,0-2399-0469

The Result of Calibration

Certification No. 001/25

3 January, 2025

Page : 5 of 5

Standard Temp. °C	Temperature Sensor Reading	
	Reading °C	Correction °C
45.5	45	0.5
30.4	30	0.4
15.6	16	-0.4

Calibrated by :



Mechanical Engineer



เอกสารไม่ควบคุม

Certificate of Calibration

Customer

Name : UNITED ANALYST AND ENGINEERING
CONSULTANT CO.,LTD.
Address : 81 Soi Udomsuk 41, Sukhumvit Road, Bangchak,
Prakanong, Bangkok 10260

Certificate No : 24-ACT-087

Request No : Req-2024-1365

Unit Under Calibration Details

Measurement item : Acoustic Calibrator Class : 1
Manufacturer : 01dB Range : 94 dB / 1000 Hz
Model : CAL31 Instrument Status : Used
Serial Number : 84065
ID : UAE.EFM.167/2561

Calibration Environment and Details

Temperature : (23 ± 2 °C)
Humidity : (50 ± 20 %RH)
Barometric Pressure : (1013 ± 10.0 hPa)
Received Date : 20 June 2024
Calibration Date : 25 June 2024
Location of Calibration : LAB 1 Acoustic
Calibration Procedure : In-house method CP-ACT-02 based on IEC 60942:2017 Electroacoustics - Sound calibrators

Reference Standard	Model	Serial Number	Traceable	Due Calibration
Sound Calibrator	SV 35A	58079	EEL	12 June 2025
THD Multimeter	2015	1047765	NIMT	16 January 2025

Traceability : This certificate provides traceability of measurement to recognized national standard, and to the realization of the international System of Units (SI).

Note

The reported uncertainty is based on standard uncertainty multiplied by the Coverage Factor $k=2$, providing a level of confidence approximately 95 %.

Calibrated By :



Service Calibration Engineer

Approved By :



Calibration Engineer Supervisor

Issue Date : 25 June 2024

Certificate No : 24-ACT-087

Request No : Req-2024-1365

Sound pressure level

Calibration Results : Without Adjustment

Calibration Range (dB)	Without Adjustment (dB)		Adjustment (dB)		Uncertainty (± dB)	Acceptance limit Class 1 (± dB)	Result
	Measured	Deviated value	Measured	Deviated value			
94 dB / 1000 Hz	93.78	-0.22	-	-	0.13	0.25	Pass

Frequency of Sound pressure level

Calibration Range (Hz)	Without Adjustment		Adjustment		Uncertainty (± %)	Acceptance limit Class 1 (± %)	Result
	Measured (Hz)	Deviated	Measured (Hz)	Deviated			
94 dB / 1000 Hz	1000.00	0.00	-	-	0.01	0.70	Pass

Total Harmonic Distortion plus Noise of Sound pressure level (THD+N %)

Calibration Range (Hz)	Without Adjustment	Adjustment	Uncertainty (± %)	Acceptance limit Class 1 (± %)	Result
	Measured (%)	Measured (%)			
94 dB / 1000 Hz	0.14	-	0.40	2.5	Pass

Note :

Function	Maximum-permitted Uncertainty of measurement
Sound pressure level	0.15 dB
Frequency	0.20%
Total distortion+noise	0.50%

- Acceptance limit was IEC60942:2017 Class 1

- The calibration results exclude the calibrator pressure correction

- The calibration results exclude the microphone volume correction

Certificate No : 24-ACT-087

Request No : Req-2024-1365

Decision Rule for Statements of Conformity

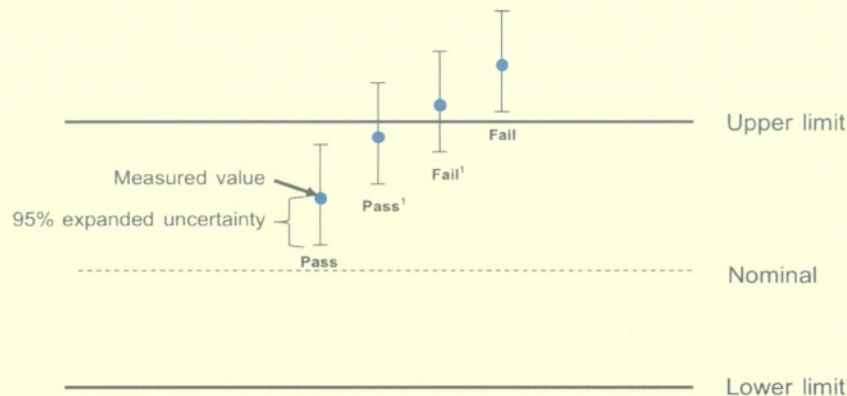
The standard decision rule employed for the statements of conformity to each calibration result will be applied using ILAC-G8:09/2019; Guidelines on the Reporting of Compliance with Specification as following Fig. and statements

Pass = The measurement result plus the expanded uncertainty with a 95% coverage probability were within the limit.

Pass¹ = The measurement result was within the limit. However, a portion of the expanded uncertainty of measurement at 95% exceeds the limit.

Fail¹ = The measurement result was out of the limit. However, a portion of the expanded uncertainty of measurement at 95% is within the limit.

Fail = The measurement result plus the expanded uncertainty with a 95% coverage probability were outside the limit.



End of Calibration

Certificate No.: CP20240287EA
Operation No.: CP2024070250

Certificate of Calibration

Equipment: Sound Level Meter

Manufacturer: Larson Davis (Meter), PCB (Microphone), PCB (Preamplifier)

Model/Type: LxT1 (Meter), 377B02 (Microphone), PRMLxT1 (Preamplifier)

Serial No.: 0007309 (Meter), 345239 (Microphone), 077644 (Preamplifier)

ID No.: UAE.EFM.041/2566

Customer: United Analyst and Engineering Consultant Co.,Ltd.

Address: 81 Soi Udomsuk 41, Sukhumvit Road, Bangchak
Phrakhanong, Bangkok 10260

Received Date: 25 July 2024

Calibrated Date: 2 - 5 August 2024

Issued Date: 7 August 2024

Calibrated by: Ms. Juntaporn Kunhakom

Approved by: _____

Group Manager

This report was prepared electronically using applicable electronic signature. Printing or copy of file are considered as a copy of the document.

The reported uncertainty of measurement was based on standard uncertainty multiplied by a coverage factor (k) providing a level of confidence of approximately 95%. This certificate may not be reproduced other than in full except with the prior written approval of the Electrical and Electronics Institute, Foundation for Industrial Development.

Certificate No.: CP20240287EA

Calibration Report

Equipment: Sound Level Meter
Manufacturer: Larson Davis (Meter), PCB (Microphone), PCB (Preamplifier)
Model/Type: LxT1 (Meter), 377B02 (Microphone), PRMLxT1 (Preamplifier)
Serial No.: 0007309 (Meter), 345239 (Microphone), 077644 (Preamplifier)
ID No.: UAE.EFM.041/2566
Ambient Temperature: (23 ± 2) °C
Relative Humidity: (50 ± 15) %
Pressure: (101.3 ± 1.5) kPa
Method of Calibration :-
 IEC 61672-3:2013.

Condition of this result of calibration

1. Reference standards instrument :-

	<u>Instrument</u>	<u>Model</u>	<u>Serial No.</u>	<u>Cert. No.</u>	<u>Due Date</u>
1)	Standard microphone	4180	2787490	AA-1012-23	12 November 2024
2)	Arbitrary Function Generator	AFG2021	C010063	CK20240048EA	23 June 2025
3)	Programmable Attenuator	PA5	2755	EF-0040-23	1 October 2024
4)	6.5 Digit precision multimeter	8846A	9610014	CB20230200EA	15 November 2024
5)	Pressure humidity and Temperature Transmitter	PTU301	L3950483	CL1-P240023 CD20240142EA	24 March 2025 12 June 2025
6)	Pressure humidity and Temperature Transmitter	PTU301	L3950484	CL1-P240030 CD20240143EA	11 April 2025 12 June 2025
7)	Performance Audio Analyzer	U8903B	MY56510003	CB20240035EB CK20230072EA	13 February 2025 13 September 2024

2. This result of calibration was found accurate as shown on date and place of calibration only.

3. This certification is traceable to the international system of unit maintained at :-

Reference standards instrument for Acoustic function

- National Institute of Metrology (Thailand)

Reference standards instrument for Electrical function

- National Institute of Metrology (Thailand)

- Electrical and Electronics Institute; NSC Accredited Calibration No.0119

Result of Calibration:-

Function : 1. Indication at the calibration check frequency

Reference Acoustic Signal (dB)	Measured value (dB)	Deviation (dB)	Acceptance limits (dB)
-	-	-	-

Certificate No.: CP20240287EA

Calibration Report

Function : 2. Self-generated Noise

2.1 Microphone Installed

Measured value (dB)
30.5

2.2 Microphone replaced by the electrical input signal device

Frequency Weighting	Measured value (dB)
A-weighting	29.5
C-weighting	29.5
Z-weighting	35.5

Function : 3. Acoustical signal tests of frequency weightings (Without Windscreen)

Meter free-field acoustic response at a level of 84 dB.

Frequency (Hz)	Deviation from various Frequency Weighting Response Curve			
	C-Weighting (dB)	A-Weighting (dB)	Z-Weighting (dB)	Acceptance limits (dB)
125	0.4	0.3	0.4	±1.0
1000	0.1	0.1	0.1	±0.7
8000	-1.6	-1.6	-1.6	+1.5; -2.5

Function : 4. Electrical signal tests of frequency weightings

Weighting network response with relative to 1 kHz.

Frequency (Hz)	Deviation from various Frequency Weighting Response Curve			
	C-Weighting (dB)	A-Weighting (dB)	Z-Weighting (dB)	Acceptance limits (dB)
63	0.0	0.0	0.0	±1.0
125	0.0	0.0	-0.1	±1.0
250	0.0	0.0	-0.1	±1.0
500	0.0	0.0	-0.1	±1.0
1000	0.0	0.0	0.0	±0.7
2000	0.0	0.0	-0.1	±1.0
4000	0.0	0.0	-0.1	±1.0
8000	-0.1	-0.1	0.0	+1.5; -2.5
16000	0.0	0.0	-0.1	+2.5; -16.0

Certificate No.: CP20240287EA

Calibration Report

Function : 5. Frequency and time weighting at 1 kHz

5.1 Frequency weighting at 1 kHz

Frequency Weighting	Measured value (dB)	Deviated value (dB)	Acceptance limits (dB)
C-weighting	94.0	0.0	±0.2
A-weighting	94.0	0.0	±0.2
Z-weighting	94.0	0.0	±0.2

5.2 Time weighting at 1 kHz

Time Weighting	Measured value (dB)	Deviated value (dB)	Acceptance limits (dB)
Fast	94.0	0.0	±0.1
Slow	94.0	0.0	±0.1
LAeq	94.0	0.0	±0.1

Function : 6. Long-Term Stability

Long-term stability over 30 minutes, with steady 1 kHz signal at reference level.

Time Period to Apply Signal (min)	Reference SPL (dB)	Record SPL at Conclusion of Time Period (dB)	Deviated value (dB)	Acceptance limits (dB)
30	94.0	94.0	0.0	±0.1

Function : 7. Level Linearity on the reference level range

7.1 Level Linearity on the reference level range, Upper

Anticipated Value (dB)	Measured value (dB)	Deviated value (dB)	Acceptance limits (dB)
94.0	94.0	0.0	±0.8
99.0	99.0	0.0	±0.8
104.0	104.0	0.0	±0.8
109.0	109.0	0.0	±0.8
114.0	114.0	0.0	±0.8
119.0	119.0	0.0	±0.8
124.0	124.0	0.0	±0.8
129.0	129.0	0.0	±0.8
134.0	134.0	0.0	±0.8
139.0	139.0	0.0	±0.8
140.0	140.0	0.0	±0.8

Certificate No.: CP20240287EA

Calibration Report

7.2 Level Linearity on the reference level range, Lower

Anticipated Value (dB)	Measured value (dB)	Deviated value (dB)	Acceptance limits (dB)
94.0	94.0	0.0	±0.8
89.0	89.0	0.0	±0.8
84.0	84.0	0.0	±0.8
79.0	79.0	0.0	±0.8
74.0	74.0	0.0	±0.8
69.0	69.0	0.0	±0.8
64.0	64.0	0.0	±0.8
59.0	59.0	0.0	±0.8
54.0	54.0	0.0	±0.8
49.0	49.0	0.0	±0.8
44.0	44.1	0.1	±0.8
39.0	39.4	0.4	±0.8

Function : 8. Tone burst response

Time Weighting	Tone burst duration, Tb (ms)	Measured value (dB)	Deviated value (dB)	Acceptance limits (dB)
Fast	200	136.0	0.0	±0.5
	2	118.9	-0.1	+1.0 ; -1.5
	0.25	109.8	-0.2	+1.0 ; -3.0
Slow	200	129.5	-0.1	±0.5
	2	109.9	-0.1	+1.0 ; -3.0
	0.25	101.0	0.0	+1.0 ; -3.0
LAE	200	130.0	0.0	±0.5
	2	110.1	0.1	+1.0 ; -1.5
	0.25	101.0	0.0	+1.0 ; -3.0

Function : 9. Peak C sound level

Number of cycles in test signal	Anticipated Value (dB)	Measured value (dB)	Deviated value (dB)	Acceptance limits (dB)
Complete cycle	135.4	134.8	-0.6	±2.0
Positive half cycle	134.4	134.0	-0.4	±1.0
Negative half cycle	134.4	134.0	-0.4	±1.0

Certificate No.: CP20240287EA

Calibration Report

Function : 10. Overload indication

Measured value (dB)		Deviated value (dB)	Acceptance limits (dB)
Positive one-half cycle	Negative one-half cycle		
144.3	144.2	-0.1	±1.5

Function : 11. High-Level Stability

High-level stability over 5 minutes, with steady 1 kHz signal, 1 dB below upper boundary.

Time Period to Apply Signal (min)	Reference SPL (dB)	Record SPL at Conclusion of Time Period (dB)	Deviated value (dB)	Acceptance limits (dB)
5	139.0	139.0	0.0	±0.1

Uncertainty of measurement

Function	Uncertainty (dB)	Maximum-permitted uncertainty of measurement (dB)
1) Indication at the calibration check frequency	0.30	Not applicable
2) Self-generated Noise	0.10	Not applicable
3) Acoustical signal tests of frequency weightings - Free-field sound pressure response level	0.30	0.60 (10Hz to 4kHz) 0.70 (>4kHz to 10kHz)
4) Electrical signal tests of frequency weightings	0.20	0.20
5) Frequency and time weighting at 1 kHz	0.20	0.20
6) Long-Term Stability	0.10	0.10
7) Level Linearity on the reference level range	0.30	0.30
8) Tone burst response	0.20	0.30
9) Peak C sound level	0.20	0.35
10) Overload indication	0.20	0.25
11) High-Level Stability	0.10	0.10

Remarks:

1. Indication at the calibration check frequency can not measured because customer does not provide a sound calibrator.
2. The acceptance limit is for the deviated value.
3. Acceptance limits was IEC61672-3:2013 Class 1.
4. The coverage factor $k = 2.00$

-- End of Report --

เอกสารไม่ควบคุม

Certificate No.: CP20240289EA
Operation No.: CP2024070252

Certificate of Calibration

Equipment: Sound Level Meter

Manufacturer: Larson Davis (Meter), PCB (Microphone), PCB (Preamplifier)

Model/Type: LxT1 (Meter), 377B02 (Microphone), PRMLxT1 (Preamplifier)

Serial No.: 0007310 (Meter), 345240 (Microphone), 077645 (Preamplifier)

ID No.: UAE.EFM.042/2566

Customer: United Analyst and Engineering Consultant Co.,Ltd.

Address: 81 Soi Udomsuk 41, Sukhumvit Road, Bangchak
Phrakhanong, Bangkok 10260

Received Date: 25 July 2024

Calibrated Date: 5 - 6 August 2024

Issued Date: 7 August 2024

Calibrated by: Ms. Juntaporn Kunhakom

Approved by: _____

Group Manager

This report was prepared electronically using applicable electronic signature. Printing or copy of file are considered as a copy of the document.

The reported uncertainty of measurement was based on standard uncertainty multiplied by a coverage factor (k) providing a level of confidence of approximately 95%. This certificate may not be reproduced other than in full except with the prior written approval of the Electrical and Electronics Institute, Foundation for Industrial Development.

Certificate No.: CP20240289EA

Calibration Report

Equipment: Sound Level Meter
Manufacturer: Larson Davis (Meter), PCB (Microphone), PCB (Preamplifier)
Model/Type: LxT1 (Meter), 377B02 (Microphone), PRMLxT1 (Preamplifier)
Serial No.: 0007310 (Meter), 345240 (Microphone), 077645 (Preamplifier)
ID No.: UAE.EFM.042/2566
Ambient Temperature: (23 ± 2) °C
Relative Humidity: (50 ± 15) %
Pressure: (101.3 ± 1.5) kPa
Method of Calibration :-
IEC 61672-3:2013.

Condition of this result of calibration

1. Reference standards instrument :-

	<u>Instrument</u>	<u>Model</u>	<u>Serial No.</u>	<u>Cert. No.</u>	<u>Due Date</u>
1)	Standard microphone	4180	2787490	AA-1012-23	12 November 2024
2)	Arbitrary Function Generator	AFG2021	C010063	CK20240048EA	23 June 2025
3)	Programmable Attenuator	PA5	2755	EF-0040-23	1 October 2024
4)	6.5 Digit precision multimeter	8846A	9610014	CB20230200EA	15 November 2024
5)	Pressure humidity and Temperature Transmitter	PTU301	L3950483	CL1-P240023 CD20240142EA	24 March 2025 12 June 2025
6)	Pressure humidity and Temperature Transmitter	PTU301	L3950484	CL1-P240030 CD20240143EA	11 April 2025 12 June 2025
7)	Performance Audio Analyzer	U8903B	MY56510003	CB20240035EB CK20230072EA	13 February 2025 13 September 2024

2. This result of calibration was found accurate as shown on date and place of calibration only.

3. This certification is traceable to the international system of unit maintained at :-

Reference standards instrument for Acoustic function

- National Institute of Metrology (Thailand)

Reference standards instrument for Electrical function

- National Institute of Metrology (Thailand)

- Electrical and Electronics Institute; NSC Accredited Calibration No.0119

Result of Calibration:-

Function : 1. Indication at the calibration check frequency

Reference Acoustic Signal (dB)	Measured value (dB)	Deviation (dB)	Acceptance limits (dB)
-	-	-	-

Certificate No.: CP20240289EA

Calibration Report

Function : 2. Self-generated Noise

2.1 Microphone Installed

Measured value (dB)
30.3

2.2 Microphone replaced by the electrical input signal device

Frequency Weighting	Measured value (dB)
A-weighting	30.1
C-weighting	30.0
Z-weighting	35.7

Function : 3. Acoustical signal tests of frequency weightings (Without Windscreen)

Meter free-field acoustic response at a level of 84 dB.

Frequency (Hz)	Deviation from various Frequency Weighting Response Curve			
	C-Weighting (dB)	A-Weighting (dB)	Z-Weighting (dB)	Acceptance limits (dB)
125	0.3	0.2	0.3	±1.0
1000	0.2	0.2	0.2	±0.7
8000	-0.2	-0.1	-0.1	+1.5; -2.5

Function : 4. Electrical signal tests of frequency weightings

Weighting network response with relative to 1 kHz.

Frequency (Hz)	Deviation from various Frequency Weighting Response Curve			
	C-Weighting (dB)	A-Weighting (dB)	Z-Weighting (dB)	Acceptance limits (dB)
63	-0.1	0.1	0.0	±1.0
125	0.0	0.0	0.0	±1.0
250	0.0	0.0	0.0	±1.0
500	0.0	0.0	0.0	±1.0
1000	0.0	0.0	0.0	±0.7
2000	0.0	0.1	0.0	±1.0
4000	0.0	0.0	0.0	±1.0
8000	-0.1	0.0	0.0	+1.5; -2.5
16000	0.0	0.0	-0.1	+2.5; -16.0

Certificate No.: CP20240289EA

Calibration Report

Function : 5. Frequency and time weighting at 1 kHz

5.1 Frequency weighting at 1 kHz

Frequency Weighting	Measured value (dB)	Deviated value (dB)	Acceptance limits (dB)
C-weighting	94.0	0.0	±0.2
A-weighting	94.0	0.0	±0.2
Z-weighting	94.0	0.0	±0.2

5.2 Time weighting at 1 kHz

Time Weighting	Measured value (dB)	Deviated value (dB)	Acceptance limits (dB)
Fast	94.0	0.0	±0.1
Slow	94.0	0.0	±0.1
LAeq	94.0	0.0	±0.1

Function : 6. Long-Term Stability

Long-term stability over 30 minutes, with steady 1 kHz signal at reference level.

Time Period to Apply Signal (min)	Reference SPL (dB)	Record SPL at Conclusion of Time Period (dB)	Deviated value (dB)	Acceptance limits (dB)
30	94.0	94.0	0.0	±0.1

Function : 7. Level Linearity on the reference level range

7.1 Level Linearity on the reference level range, Upper

Anticipated Value (dB)	Measured value (dB)	Deviated value (dB)	Acceptance limits (dB)
94.0	94.0	0.0	±0.8
99.0	99.0	0.0	±0.8
104.0	104.0	0.0	±0.8
109.0	109.0	0.0	±0.8
114.0	114.0	0.0	±0.8
119.0	119.0	0.0	±0.8
124.0	124.0	0.0	±0.8
129.0	129.0	0.0	±0.8
134.0	134.0	0.0	±0.8
139.0	139.0	0.0	±0.8
140.0	140.0	0.0	±0.8
141.0	141.0	0.0	±0.8

Certificate No.: CP20240289EA

Calibration Report

7.2 Level Linearity on the reference level range, Lower

Anticipated Value (dB)	Measured value (dB)	Deviated value (dB)	Acceptance limits (dB)
94.0	94.0	0.0	±0.8
89.0	89.0	0.0	±0.8
84.0	84.0	0.0	±0.8
79.0	79.0	0.0	±0.8
74.0	74.0	0.0	±0.8
69.0	69.0	0.0	±0.8
64.0	64.0	0.0	±0.8
59.0	59.0	0.0	±0.8
54.0	54.0	0.0	±0.8
49.0	49.0	0.0	±0.8
44.0	44.1	0.1	±0.8
39.0	39.4	0.4	±0.8

Function : 8. Tone burst response

Time Weighting	Tone burst duration, Tb (ms)	Measured value (dB)	Deviated value (dB)	Acceptance limits (dB)
Fast	200	135.9	-0.1	±0.5
	2	118.8	-0.2	+1.0 ; -1.5
	0.25	109.8	-0.2	+1.0 ; -3.0
Slow	200	129.5	-0.1	±0.5
	2	109.9	-0.1	+1.0 ; -3.0
	0.25	100.9	-0.1	+1.0 ; -3.0
LAE	200	130.0	0.0	±0.5
	2	110.0	0.0	+1.0 ; -1.5
	0.25	100.9	-0.1	+1.0 ; -3.0

Function : 9. Peak C sound level

Number of cycles in test signal	Anticipated Value (dB)	Measured value (dB)	Deviated value (dB)	Acceptance limits (dB)
Complete cycle	135.4	134.8	-0.6	±2.0
Positive half cycle	134.4	134.0	-0.4	±1.0
Negative half cycle	134.4	134.0	-0.4	±1.0

Certificate No.: CP20240289EA

Calibration Report

Function : 10. Overload indication

Measured value (dB)		Deviated value (dB)	Acceptance limits (dB)
Positive one-half cycle	Negative one-half cycle		
144.3	144.2	-0.1	±1.5

Function : 11. High-Level Stability

High-level stability over 5 minutes, with steady 1 kHz signal, 1 dB below upper boundary.

Time Period to Apply Signal (min)	Reference SPL (dB)	Record SPL at Conclusion of Time Period (dB)	Deviated value (dB)	Acceptance limits (dB)
5	139.0	139.0	0.0	±0.1

Uncertainty of measurement

Function	Uncertainty (dB)	Maximum-permitted uncertainty of measurement (dB)
1) Indication at the calibration check frequency	0.30	Not applicable
2) Self-generated Noise	0.10	Not applicable
3) Acoustical signal tests of frequency weightings - Free-field sound pressure response level	0.30	0.60 (10Hz to 4kHz) 0.70 (>4kHz to 10kHz)
4) Electrical signal tests of frequency weightings	0.20	0.20
5) Frequency and time weighting at 1 kHz	0.20	0.20
6) Long-Term Stability	0.10	0.10
7) Level Linearity on the reference level range	0.30	0.30
8) Tone burst response	0.20	0.30
9) Peak C sound level	0.20	0.35
10) Overload indication	0.20	0.25
11) High-Level Stability	0.10	0.10

Remarks:

1. Indication at the calibration check frequency can not measured because customer does not provide a sound calibrator.
2. The acceptance limit is for the deviated value.
3. Acceptance limits was IEC61672-3:2013 Class 1.
4. The coverage factor $k = 2.00$

-- End of Report --

เอกสารไม่ควบคุม

Envi Equipment Service Co., Ltd.

110/254 Moo 3, Tumbon Bang Rak Phatthana, Amphur Bang Bua Thong, Nonthaburi 11110

Tel. 098 362 9152, 089 478 7885

E-mail: sales@envi-ees.com

Certificate No.: E24-060049

Page.: 1 of 6

CERTIFICATE OF CALIBRATION

Customer : United Analyst and Engineering Consultant Co., Ltd.

Address : 81 Soi Udomsuk 41, Sukhumvit Road, Bangchak, Phrakhanong, Bangkok 10260

Description of Equipment : Console meter

Manufacturer : Apex Instrument

Model Number : XC-572-V

Serial Number : 0707048

ID./Control No. : UAE.EFM. 154/2550

Environment Conditions : **Temperature** (25 ± 2) °C
: **Humidity** (50 ± 15) % RH

Cal. Date : 25/06/2024

Issue Date : 25/06/2024

Calibration Method or Calibration Procedure Used

US EPA Method (United State Environmental Protection Agency)


This certificate is traceable to national standard, which realize the units of measurement according to the International System of Units (IS).

Result of Calibration

This certificate may not be reproduced other than in full except with prior Written approval of the Technical Manager, Envi Equipment Service Company Limited.

These reported uncertainties of measurement are expanded by a coverage factor of k=2, providing a 95% confidence level

Calibrated by : 

Approved by : 



Technical Manger

เอกสารไม่ควบคุม

METHOD 5 CONSOLE CALIBRATION
USING REFERENCE WET GAS METER W-NK-2.5-B-Z No.547425
5-POINT METRIC UNIT

Meter Console Information		Calibration Conditions				Factors/Conversions		
Console Model Number	XC-572-V	Date	Time	25/06/2024	09:05 AM	Std Temp	293	K
Console Serial Number	0707048	Calibration Reference No.		SER24-060019		Std Press	760	mm Hg
DGM Model Number	SK25EX	Barometric Pressure		754.41	mmHg	K ₁	0.386	
DGM Serial Number	00005715	Calibration Meter Gamma		1.001		Console Leak Check		PASS

Calibration Data									
Run Time	Metering Console					Calibration Meter			
Elapsed	DGM Orifice DH	Volume Initial	Volume Final	Outlet Temp Initial	Outlet Temp Final	Volume Initial	Volume Final	Outlet Temp Initial	Outlet Temp Final
(Q)	(P _m)	(V _{mi})	(V _{mf})	(t _{mi})	(t _{mf})	(V _{wi})	(V _{wf})	(t _{wi})	(t _{wf})
min	mm H ₂ O	m ³	m ³	°C	°C	m ³	m ³	°C	°C
12.25	13.0	1006.591	1006.731	30	30	224.31426	224.45480	28	28
12.30	13.0	1006.731	1006.871	30	30	224.45480	224.59514	28	28
8.57	26.0	1006.878	1007.018	29	29	224.60216	224.74278	28	28
8.57	26.0	1007.018	1007.158	29	29	224.74278	224.88286	28	28
13.85	40.0	1007.166	1007.446	29	29	224.89090	225.16890	27	27
14.03	40.0	1007.446	1007.726	30	30	225.16890	225.44958	27	27
10.45	70.0	1007.743	1008.023	30	30	225.46640	225.74430	26	26
10.43	70.0	1008.023	1008.303	30	30	225.74430	226.02136	26	26
9.15	90.0	1008.315	1008.595	30	30	226.03294	226.30764	26	26
9.15	90.0	1008.595	1008.875	30	30	226.30764	226.58212	26	26



เอกสารไม่ควบคุม

METHOD 5 CONSOLE CALIBRATION
USING REFERENCE WET GAS METER W-NK-2.5-B-Z No.547425
5-POINT METRIC UNIT

Meter Console Information		Calibration Conditions				Factors/Conversions		
Console Model Number	XC-572-V	Date	Time	25/06/2024	09:05 AM	Std Temp	293	K
Console Serial Number	0707048	Calibration Reference No.		SER24-060019		Std Press	760	mm Hg
DGM Model Number	SK25EX	Barometric Pressure		754.41		K ₁	0.386	
DGM Serial Number	00005715	Calibration Meter Gamma		1.001		Console Leak Check		PASS

Calibration Data								
Results								
Standardized Data				Dry Gas Meter				
Dry Gas Meter		Calibration Meter		Calibration Factor		Flowrate	.0212 m ³ _{std} /min	Variation
(V _{m(std)})	(Q _{m(std)})	(V _{w(std)})	(Q _{w(std)})	Value	Variation	Std & Corr		
m ³	m ³ /min	m ³	m ³ /min	(Y)	(ΔY)	(Q _{m(std)(corr)})	(ΔH _@)	(ΔH _@)
						m ³ /min	mm H ₂ O	
0.135	0.011	0.136	0.011	1.004	0.012	0.011	46.115	-0.256
0.135	0.011	0.136	0.011	1.002	0.011	0.011	46.625	0.254
0.136	0.016	0.136	0.016	1.003	0.011	0.016	45.168	-1.203
0.136	0.016	0.135	0.016	0.999	0.008	0.016	45.517	-0.854
0.273	0.020	0.270	0.019	0.990	-0.001	0.019	46.444	0.073
0.273	0.019	0.272	0.019	1.000	0.008	0.019	46.776	0.405
0.274	0.026	0.271	0.026	0.987	-0.005	0.026	46.419	0.048
0.274	0.026	0.270	0.026	0.984	-0.008	0.026	46.552	0.181
0.275	0.030	0.267	0.029	0.974	-0.018	0.029	47.010	0.639
0.275	0.030	0.267	0.029	0.973	-0.019	0.029	47.085	0.714
				0.991	Y Average		46.371	ΔH _@ Average

Note: For Calibration Factor Y, the ratio of the reading of the calibration meter to the dry gas meter, acceptable tolerance of individual values from the average is ±0.02.

For ΔH_@, orifice pressure differential that equates to 0.75 cfm (0.0212 m³/min) at standard temperature and pressure, acceptable tolerance of individual values from the average is ±0.2 inches (5.1mm) H₂O.



เอกสารไม่ควบคุม

Meter Console Information	
Console Model Number	XC-572-V
Console Serial Number	0707048
DGM Model Number	SK25EX
DGM Serial Number	00005715

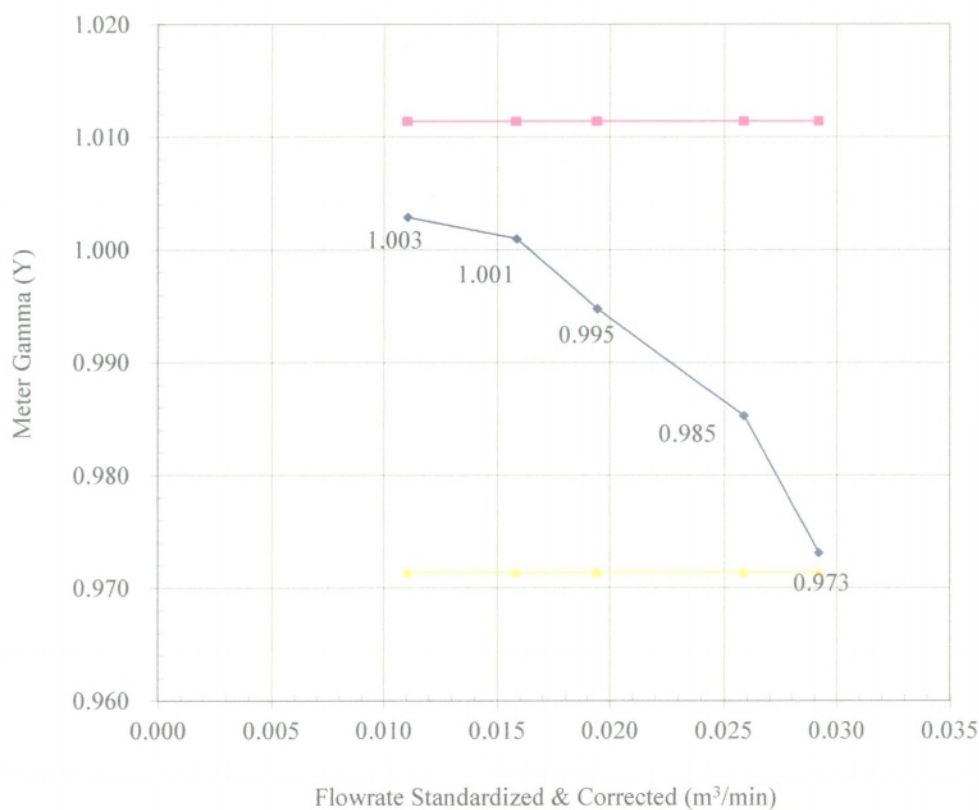
Calibration Conditions			
Date	Time	25/06/2024	09:05 AM
Calibration Reference No.		SER24-060019	
Barometric Pressure		754.41	mmHg
Calibration Meter Gamma		1.001	

Factors/Conversions		
Std Temp	293	K
Std Press	760	mm Hg
K ₁	0.386	
Console Leak Check		PASS

Calibration Date: 25-6-2024

Calibration Reference No: SER24-060019

Meter Gamma vs Flowrate



Console Serial: 0707048

Console Model: XC-572-V



เอกสารไม่ควบคุม

Meter Console Information	
Console Model Number	XC-572-V
Console Serial Number	0707048
DGM Model Number	SK25EX
DGM Serial Number	00005715

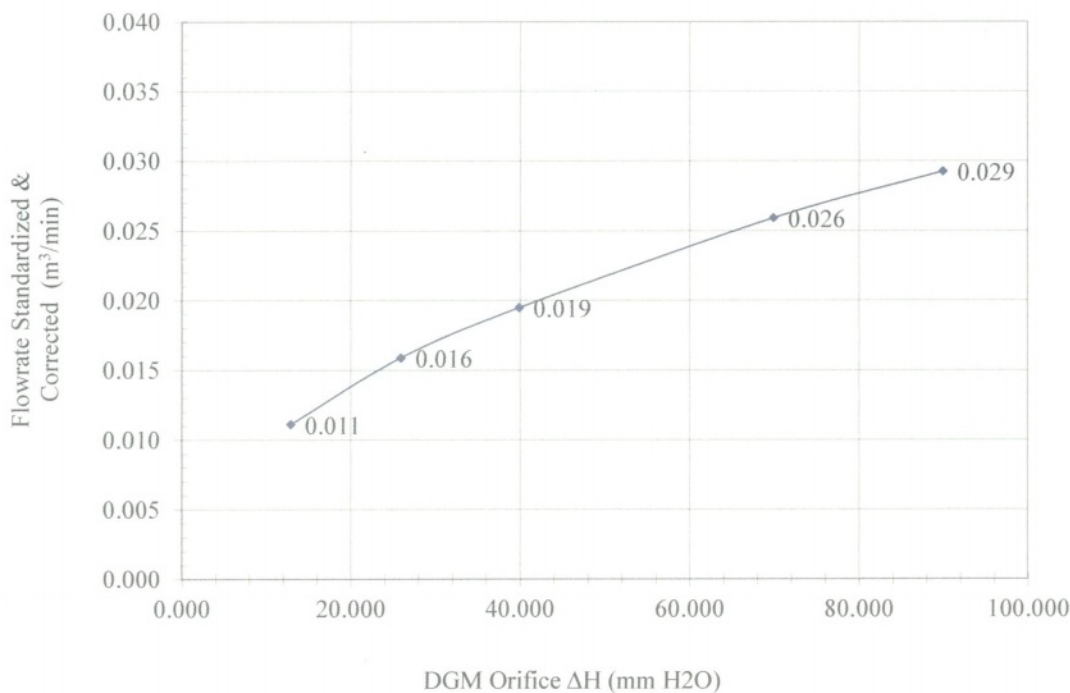
Calibration Conditions			
Date	Time	25/06/2024	09:05 AM
Calibration Reference No.		SER24-060019	
Barometric Pressure		754.41	mmHg
Calibration Meter Gamma		1.001	

Factors/Conversions		
Std Temp	293	K
Std Press	760	mm Hg
K ₁	0.386	
Console Leak Check		PASS

Calibration Date: 25-6-2024

Calibration Reference No: SER24-060019

Meter Pressure vs Flowrate



Console Serial: 0707048

Console Model: XC-572-V



เอกสารไม่ควบคุม

THERMOCOUPLES SYSTEM CALIBRATION

Sampling System Equipment Information	
Console Model Number	XC-572-V
Console Serial Number	0707048
DGM Model Number	SK25EX
DGM Serial Number	00005715
Meter Box Model Number	JENCO 765 KF
Meter Box Serial Number	JC 15588

Calibration Conditions			
Date	Time	25/06/2024	11:35 AM
Calibration Reference No.		SER24-060019	
Reference Thermometer		DIGICON	
Serial Number		183169105	

Results											
Console Thermocouple Simulator											
Channel and test point	Meter Box Channel Temperature Reading (°C)										
	-18.0	25.0	38.0	93.0	149.0	260.0	371.0	482.0	593.0	816.0	1038.0
Stack	-18.0	25.0	37.0	92.0	147.0	256.0	365.0	476.0	585.0	805.0	1024.0
Aux	-18.0	25.0	37.0	92.0	147.0						
Probe	-18.0	25.0	37.0	92.0	147.0						
Filter	-18.0	25.0	37.0	92.0	147.0						
Exit	-18.0	25.0	37.0								

Tolerance Range

Stack ± 1.50% Absolute
 Probe ± 3.0 °C
 Filter ± 3.0 °C

Meter ± 3.0 °C
 Exit ± 2.0 °C



เอกสารไม่ควบคุม

Certificate No: G 670490

Date of issue : 17-Jul-24

Instrument description : Flue Gas Analyzer
Instrument model : Testo 350 New
Control unit serial no. : 03099401/701
Instrument serial no. : 60899615/701
ID no. or control no. : UAE.EFM. 006/2560
Manufacturer : Testo SE & Co. KGaA
Probe description : -
Probe model : -
Probe serial no. : -
Customer name : United Analyst and Engineering Consultant Co., Ltd.
Customer address : 81 Soi Udomsuk 41, Sukhumvit Rd., Bangchak, Phrakhanong, Bangkok 10260

Total pages of certificate : 2 Pages
Receiving no. : L-242678
Receiving date. : 15-Jul-24
Parameter of calibration : Gas Calibration(Oxygen 2.50,10.04,21.02 %vol, Carbon Monoxide 80.18,302,1007 ppm, Nitrogen Dioxide 30.34,81.32, 201.9 ppm, Nitric Oxide 30.01, 151.5, 322.5 ppm, Sulphur Dioxide 50.36, 100.8, 600.8 ppm)
Condition of UUC. : Used
Ambient condition : All of the Measurment ware caried out the stabilized labotary
Temperature : 23 ±5 °C
Humidity : 55 ± 15 %RH
Calibration place : 17/121 Soi Ngamwongwan 47 Yaek 48, Toongsonghong, Laksi, Bangkok 10210
Calibration procedure no. : This instrument was calibrated by comparison with Standard gas mixture according to calibration Work Instruction no. WI-CL-28-C


The calibration certificate expanded uncertainty of measurement is stated as the standard uncertainty of measurent Multiplied by coverage factor $k=2$, which for a normal distribution corresponds to a coverage probability of approximately 95%.

This certificate is applied only to item under test Environmental condition.


This Calibration Certificate may not be reporduced other than in full except with the permission of the issuing laboratory. Calibration certificates without signature and seal not valid and The results relate only to the items tested/calibrated.

This calibration certificate documents are tracebility to national standards, which realize measurement according to the International System of Units (SI).

Date of calibration : 17-Jul-24



Calibration Technician



Technical Manager

Certificate No.: G 670490

Standard References (Table 1)

Standard	Certificate No.	Vendor	Due date
Oxygen (O ₂) 2.50 % Vol	2412/23	Linde	27-Aug-27
Oxygen (O ₂) 10.04 % Vol	CG-0153-21	Nimt	18-Nov-26
Oxygen (O ₂) 21.02 % Vol	CG-0041-22	Nimt	10-Feb-27
Carbon monoxide (CO) 80.18 ppm	CG-0002-24	Nimt	11-Jan-29
Carbon monoxide (CO) 302 ppm	1915/23	Linde	16-Jun-25
Carbon monoxide (CO) 1007 ppm	1870/24	Linde	17-Jun-26
Nitrogen Dioxide (NO ₂) 30.34 ppm	2703/22	Linde	22-Aug-24
Nitrogen Dioxide (NO ₂) 81.32 ppm	3546/23	Linde	14-Jan-26
Nitrogen Dioxide (NO ₂) 201.9 ppm	1975/23	Linde	17-Jul-25
Nitric Oxide (NO) 30.01 ppm	CG-0014-23	Nimt	19-Feb-25
Nitric Oxide (NO) 151.5 ppm	0161/23	Linde	22-Jan-25
Nitric Oxide (NO) 322.5 ppm	1974/23	Linde	17-Jul-25
Sulphur Dioxide (SO ₂) 50.36 ppm	2004/23	Linde	17-Jul-25
Sulphur Dioxide (SO ₂) 100.8 ppm	3507/22	Linde	09-Nov-24
Sulphur Dioxide (SO ₂) 600.8 ppm	2003/23	Linde	17-Jul-25

Measured room conditions

Temperature : 23.1 °C Humidity : 66.3 %RH Pressure : 1010.2 mbar

Calibration conditions

Gas Temperature : 23 °C Flow rate : 1,200 ml/min Gas pressure : 1014.5 mbar

Calibration Results (Without adjustment) (Table 2)

Parameter of Standard	Standard Values	Mean of UUC	Error	Uncertainty (±)
O ₂ (%Vol)	2.50	2.55	0.05	0.15
O ₂ (%Vol)	10.04	10.12	0.08	0.20
O ₂ (%Vol)	21.02	21.13	0.11	0.30
CO (ppm)	80.18	81	0.82	3.0
CO (ppm)	302	303	1	6.0
CO (ppm)	1007	1009	2	12
NO ₂ (ppm)	30.34	32.5	2.16	8.0
NO ₂ (ppm)	81.32	82.7	1.38	8.0
NO ₂ (ppm)	201.9	202.8	0.9	12
NO (ppm)	30.01	31	0.99	8.0
NO (ppm)	151.5	153	1.5	8.0
NO (ppm)	322.5	324	1.5	12
SO ₂ (ppm)	50.36	50	-0.36	6.0
SO ₂ (ppm)	100.8	100	-0.8	6.0
SO ₂ (ppm)	600.8	603	2.2	13

Remark : 1 cmol/mol = 1 %vol. 1 μmol/mol = 1 ppm.

End of Report

Cert. No. : ACL25018
Pages : 1 of 8

Calibration Certificate

Equipment : SOUND LEVEL METER
Manufacturer : RION
Model : NL-42 / Microphone UC-52 / Preamplifier NH-24
Serial No.: 00208876 / 157966 / 90321
ID No.: UAE.EFM.005/2564

Condition As Found : GOOD

Customer : UNITED ANALYST AND ENGINEERING CONSULTANT (UAE)
81 SOI UDOMSUK 41, SUKHUMVIT ROAD,
BANGCHAK SUB-DISTRICT,
PHRAKHANONG DISTRICT, BANGKOK 10260
THAILAND.

Location : -
Ambient Temperature : (23.0 ± 3) °C
Pressure : (101.3 ± 3) kPa
Relative Humidity : (50.0 ± 20) %

Received Date : 03 JANUARY 2025
Calibration Date : 13 - 14 JANUARY 2025
Date of Issue : 15 JANUARY 2025

Calibrated by : 

Approved by : 

This certificate is issued in accordance with the requirements of ISO/IEC 17025 standard, may not be reproduced other than in full, except with the prior written approval of the head of Calibration Laboratory.

เอกสารไม่ควบคุม

Cert. No. : ACL25018

Job No. : VC68AC0056

Pages : 2 of 8

Calibration Procedure : CP-AC-01

Calibration Method :

This equipment was calibrated by follow on IEC-61672-3 (2013) Standard for sound level meter (SLM).

The SLM had tests to Acoustical and Electrical signal tests of frequency weighting with Anechoic chamber and Reference Standard Instruments.

For tests results of each items were made by observation of each Instruments display and also with SLM's display.

Condition of this result of calibration :

1. Reference Standard Instruments :

<u>Instrument</u>	<u>Model</u>	<u>Serial No.</u>	<u>Cert. No.</u>	<u>Due Date</u>
Waveform Generator	33210A	MY48017076	EF-0009-24	05-FEB-25
Waveform Generator	33511B	MY52302742	EF-0007-24	05-FEB-25
Digital Multimeter	33461A	MY53220104	EEL.BP 21/0267	13-FEB-25
Digital Multimeter	33461A	MY53220076	EEL.BP 20/0267	15-FEB-25
Digital Multimeter	34461A	MY60024273	EEL.BP 22/0267	15-FEB-25
Programmable Attenuator	MAT-1070	62100114	EF-0008-24	05-FEB-25
Condenser Microphone	4180	2977900	AA-1001-24	12-FEB-25
Measuring Amplifier	NA-42KAI	34560495	AA-3001-24	05-FEB-25

2. This result of calibration was found accurate as shown on date and place of calibration for this calibrated item only.

3. This certificate is traceable to the international system of unit maintained at :

3.1 National Institute of Metrology (Thailand).

3.2 Thailand Institute of Scientific and Technological Research (TISTR).

Cert. No. : ACL25018

Job No. : VC68AC0056

Pages : 3 of 8

Summary of Measurement Result :

Parameter	Uncertainty (dB)	Maximum-permitted uncertainty of measurement (dB)
1. Absolute sensitivity	0.2	N/A
2. Self-generated noise	0.2	N/A
3. Acoustical signal tests of frequency weightings		
125 Hz	0.3	0.6
1000 Hz	0.3	0.6
8000 Hz	0.3	0.7
4. Electrical signal tests of frequency weightings		
For 10 Hz to 4 kHz	0.3	0.6
For > 4 kHz to 10 kHz	0.3	0.7
For > 10 kHz to 20 kHz	0.3	1.0
5. Frequency and time weightings at 1 kHz	0.2	0.2
6. Long - term stability	0.1	0.1
7. Level linearity on the reference level range	0.2	0.3
8. Level linearity including the level range control	0.2	0.3
9. Tone burst response	0.2	0.3
10. Peak C sound level	0.2	0.35
11. Overload indication	0.2	0.25
12. High level stability	0.1	0.1

Cert. No. : ACL25018
Job No. : VC68AC0056
Page : 4 of 8

Result of calibration :

1. Absolute sensitivity

Reference Acoustic Signal (dB)	Measured Value (dB)	Deviation (dB)	Acceptance Limit (dB)
93.9 (93.94)	93.9	0.0	±0.3

2. Self-generated noise

2.1 Normal test

Measured Value (dB)
20.6

2.2 The microphone of the sound level meter was replaced by electrical signal input device.

Frequency Weighting	Weighting (dB)
A - weight	16.3
C - weight	22.1
Flat	28.0

3. Acoustical signal tests of frequency weightings

Meter free-field acoustic response at a level of 84 dB

Frequency (Hz)	Deviation from various frequency weighting response curve (dB)			
	Flat	C-weight	A-weight	Acceptance Limits
125	0.4	0.4	0.4	± 1.5
1000	0.1	0.1	0.1	± 1.0
8000	1.7	1.7	1.7	±5.0

Cert. No. : ACL25018
Job No. : VC68AC0056
Pages : 5 of 8

4. Electrical signal tests of frequency weightings

Weighting network response with relative to 1 kHz.

Frequency (Hz)	Deviation from various frequency weighting response curve (dB)			
	Flat	C-weight	A-weight	Acceptance Limits
63	0.0	0.0	0.0	±2.0
125	0.0	0.0	0.0	±1.5
250	0.0	0.0	0.0	±1.5
500	0.0	0.0	0.0	±1.5
1000	0.0	0.0	0.0	±1.0
2000	0.0	0.0	0.0	±2.0
4000	0.0	0.0	0.0	±3.0
8000	0.0	0.1	0.1	±5.0

5. Frequency and time weightings at 1 kHz

5.1 Frequency weightings at 1 kHz

Frequency Weighting	Anticipated Value (dB)	Measured Value (dB)	Deviated Value (dB)	Acceptance Limits (dB)
A - weight	94.0	94.0	0.0	± 0.2
C - weight	94.0	94.0	0.0	± 0.2
Flat	94.0	94.0	0.0	± 0.2

5.2 Time weighting at 1 kHz

Frequency Weighting	Anticipated Value (dB)	Measured Value (dB)	Deviated Value (dB)	Acceptance Limits (dB)
Fast	94.0	94.0	0.0	± 0.1
Slow	94.0	94.0	0.0	± 0.1
Leq	94.0	94.0	0.0	± 0.1

6. Long - term stability

Frequency Weighting	SLM Display at initial (dB)	SLM Display at final (dB)	Deviated Value (dB)	Acceptance Limits (dB)
A - weight	94.0	94.0	0.0	± 0.2

เอกสารนี้เป็นเอกสารของบริษัท

Cert. No. : ACL25018

Job No. : VC68AC0056

Pages : 6 of 8

7. Level linearity on the reference level range

Anticipated Value (dB)	Measured Value (dB)	Deviated Value (dB)	Acceptance Limits (dB)
137.0	137.0	0.0	± 1.1
136.0	136.0	0.0	± 1.1
135.0	135.0	0.0	± 1.1
134.0	134.0	0.0	± 1.1
133.0	133.0	0.0	± 1.1
132.0	132.0	0.0	± 1.1
131.0	131.0	0.0	± 1.1
129.0	129.0	0.0	± 1.1
124.0	124.0	0.0	± 1.1
119.0	119.0	0.0	± 1.1
114.0	114.0	0.0	± 1.1
109.0	109.0	0.0	± 1.1
104.0	104.0	0.0	± 1.1
99.0	99.0	0.0	± 1.1
94.0	94.0	0.0	± 1.1
89.0	89.0	0.0	± 1.1
84.0	84.0	0.0	± 1.1
79.0	79.0	0.0	± 1.1
74.0	74.0	0.0	± 1.1
69.0	69.0	0.0	± 1.1
64.0	64.0	0.0	± 1.1
59.0	59.0	0.0	± 1.1
54.0	54.0	0.0	± 1.1
49.0	49.0	0.0	± 1.1
44.0	44.0	0.0	± 1.1
39.0	39.0	0.0	± 1.1
34.0	34.1	0.1	± 1.1
30.0	30.2	0.2	± 1.1
29.0	29.2	0.2	± 1.1
28.0	28.2	0.2	± 1.1
27.0	27.3	0.3	± 1.1
26.0	26.4	0.4	± 1.1
25.0	25.5	0.5	± 1.1

เอกสารไม่ควบคุม

Cert. No. : ACL25018
Job No. : VC68AC0056
Pages : 7 of 8

8. Level linearity including the level range control

Range	Anticipated Value (dB)	Measured Value (dB)	Deviated Value (dB)	Acceptance Limits (dB)
130	94.0	94.0	0.0	±1.1

Range	Anticipated Value (dB)	Measured Value (dB)	Deviated Value (dB)	Acceptance Limits (dB)
130	29.0	29.1	0.1	±1.1

9. Tone burst response

Time Weighting	Tone burst duration, Tb (ms)	Cycle	Anticipated Value (dB)	Measured Value (dB)	Deviated Value (dB)	Acceptance Limits (dB)
Fast	0.25	1	108.0	107.9	-0.1	1.5 ; -5.0
	2	8	117.0	117.0	0.0	1.0 ; -2.5
	200	800	134.0	134.0	0.0	±1.0
Slow	2	8	108.0	108.0	0.0	1.5 ; -5.0
	200	800	127.6	127.6	0.0	±1.0
SEL	0.25	1	99.0	98.9	-0.1	1.5 ; -5.0
	2	8	108.0	108.0	0.0	1.0 ; -2.5
	200	800	128.0	128.0	0.0	±1.0

Cert. No. : ACL25018
Job No. : VC68AC0056
Pages : 8 of 8

10. Peak C sound level

Number of cycle in test signal	Anticipated Value (dB)	Measured Value, Lcpeak (dB)	Deviated Value (dB)	Acceptance Limits (dB)
Continuous	130.0	130.0	0.0	±3.0
One	133.4	133.3	-0.1	±3.0

Number of cycle in test signal	Anticipated Value (dB)	Measured Value (dB)	Deviated Value (dB)	Acceptance Limits (dB)
Continuous	133.0	133.0	0.0	±2.0
Positive half cycle	135.4	135.2	-0.2	±2.0
Negative half cycle	135.4	135.2	-0.2	±2.0

11. Overload indication

Measured value (dB)		Deviated Value (dB)	Acceptance Limits (dB)
Positive one-half cycle	Negative one-half cycle		
89.5	89.6	0.1	±1.5

12. High level stability

Frequency Weighting	SLM Display at initial (dB)	SLM Display at final (dB)	Deviated Value (dB)	Acceptance Limits (dB)
A - weight	137.0	137.0	0.0	±0.3

The reported uncertainty is based on a standard uncertainty multiplied by coverage factor $k = 2$
or any value following calculation, providing a level of confidence of approximately 95 %

End of Calibration Certificate

เอกสารนี้เป็นเอกสาร

Cert. No. : ACL25020

Pages : 1 of 8

Calibration Certificate

Equipment : SOUND LEVEL METER
Manufacturer : RION
Model : NL-42 / Microphone UC-52 / Preamplifier NH-24
Serial No.: 00408979 / 156122 / 90424
ID No.: UAE.EFM.006/2564

Condition As Found : GOOD

Customer : UNITED ANALYST AND ENGINEERING CONSULTANT (UAE)
81 SOI UDOMSUK 41, SUKHUMVIT ROAD,
BANGCHAK SUB-DISTRICT,
PHRAKHANONG DISTRICT, BANGKOK 10260
THAILAND.

Location : -
Ambient Temperature : (23.0 \pm 3) °C
Pressure : (101.3 \pm 3) kPa
Relative Humidity : (50.0 \pm 20) %

Received Date : 03 JANUARY 2025
Calibration Date : 13 - 14 JANUARY 2025
Date of Issue : 15 JANUARY 2025

Calibrated by :

Approved by :

This certificate is issued in accordance with the requirements of ISO/IEC 17025 standard, may not be reproduced other than in full, except with the prior written approval of the head of Calibration Laboratory.

เอกสารไม่ควบคุม

Cert. No. : ACL25020
Job No. : VC68AC0056
Pages : 2 of 8

Calibration Procedure : CP-AC-01

Calibration Method :

This equipment was calibrated by follow on IEC-61672-3 (2013) Standard for sound level meter (SLM).
The SLM had tests to Acoustical and Electrical signal tests of frequency weighting with Anechoic chamber and Reference Standard Instruments.
For tests results of each items were made by observation of each Instruments display and also with SLM's display.

Condition of this result of calibration :

1. Reference Standard Instruments :

<u>Instrument</u>	<u>Model</u>	<u>Serial No.</u>	<u>Cert. No.</u>	<u>Due Date</u>
Waveform Generator	33210A	MY48017076	EF-0009-24	05-FEB-25
Waveform Generator	33511B	MY52302742	EF-0007-24	05-FEB-25
Digital Multimeter	33461A	MY53220104	EEL.BP 21/0267	13-FEB-25
Digital Multimeter	33461A	MY53220076	EEL.BP 20/0267	15-FEB-25
Digital Multimeter	34461A	MY60024273	EEL.BP 22/0267	15-FEB-25
Programmable Attenuator	MAT-1070	62100114	EF-0008-24	05-FEB-25
Condenser Microphone	4180	2977900	AA-1001-24	12-FEB-25
Measuring Amplifier	NA-42KAI	34560495	AA-3001-24	05-FEB-25

2. This result of calibration was found accurate as shown on date and place of calibration for this calibrated item only.

3. This certificate is traceable to the international system of unit maintained at :

3.1 National Institute of Metrology (Thailand).

3.2 Thailand Institute of Scientific and Technological Research (TISTR).

เอกสารนี้เป็นของ

Cert. No. : ACL25020

Job No. : VC68AC0056

Pages : 3 of 8

Summary of Measurement Result :

Parameter	Uncertainty (dB)	Maximum-permitted uncertainty of measurement (dB)
1. Absolute sensitivity	0.2	N/A
2. Self-generated noise	0.2	N/A
3. Acoustical signal tests of frequency weightings		
125 Hz	0.3	0.6
1000 Hz	0.3	0.6
8000 Hz	0.3	0.7
4. Electrical signal tests of frequency weightings		
For 10 Hz to 4 kHz	0.3	0.6
For > 4 kHz to 10 kHz	0.3	0.7
For > 10 kHz to 20 kHz	0.3	1.0
5. Frequency and time weightings at 1 kHz	0.2	0.2
6. Long - term stability	0.1	0.1
7. Level linearity on the reference level range	0.2	0.3
8. Level linearity including the level range control	0.2	0.3
9. Tone burst response	0.2	0.3
10. Peak C sound level	0.2	0.35
11. Overload indication	0.2	0.25
12. High level stability	0.1	0.1

Cert. No. : ACL25020
Job No. : VC68AC0056
Page : 4 of 8

Result of calibration :

1. Absolute sensitivity

Reference Acoustic Signal (dB)	Measured Value (dB)	Deviation (dB)	Acceptance Limit (dB)
93.9 (93.94)	93.9	0.0	±0.3

2. Self-generated noise

2.1 Normal test

Measured Value (dB)
14.6

2.2 The microphone of the sound level meter was replaced by electrical signal input device.

Frequency Weighting	Weighting (dB)
A - weight	12.0
C - weight	17.9
Flat	23.6

3. Acoustical signal tests of frequency weightings

Meter free-field acoustic response at a level of 84 dB

Frequency (Hz)	Deviation from various frequency weighting response curve (dB)			
	Flat	C-weight	A-weight	Acceptance Limits
125	0.5	0.5	0.5	± 1.5
1000	0.1	0.1	0.1	± 1.0
8000	-0.3	-0.3	-0.3	±5.0

Cert. No. : ACL25020
Job No. : VC68AC0056
Pages : 5 of 8

4. Electrical signal tests of frequency weightings

Weighting network response with relative to 1 kHz.

Frequency (Hz)	Deviation from various frequency weighting response curve (dB)			
	Flat	C-weight	A-weight	Acceptance Limits
63	-0.1	-0.1	0.0	±2.0
125	0.0	0.0	0.0	±1.5
250	0.0	0.0	-0.1	±1.5
500	0.0	0.0	0.0	±1.5
1000	0.0	0.0	0.0	±1.0
2000	0.0	0.0	0.0	±2.0
4000	0.0	0.0	0.0	±3.0
8000	0.0	0.1	0.1	±5.0

5. Frequency and time weightings at 1 kHz

5.1 Frequency weightings at 1 kHz

Frequency Weighting	Anticipated Value (dB)	Measured Value (dB)	Deviated Value (dB)	Acceptance Limits (dB)
A - weight	94.0	94.0	0.0	± 0.2
C - weight	94.0	94.0	0.0	± 0.2
Flat	94.0	94.0	0.0	± 0.2

5.2 Time weighting at 1 kHz

Frequency Weighting	Anticipated Value (dB)	Measured Value (dB)	Deviated Value (dB)	Acceptance Limits (dB)
Fast	94.0	94.0	0.0	± 0.1
Slow	94.0	94.0	0.0	± 0.1
Leq	94.0	94.0	0.0	± 0.1

6. Long - term stability

Frequency Weighting	SLM Display at initial (dB)	SLM Display at final (dB)	Deviated Value (dB)	Acceptance Limits (dB)
A - weight	94.0	94.0	0.0	± 0.2

เอกสารนี้เป็นเอกสารของบริษัท

Cert. No. : ACL25020

Job No. : VC68AC0056

Pages : 6 of 8

7. Level linearity on the reference level range

Anticipated Value (dB)	Measured Value (dB)	Deviated Value (dB)	Acceptance Limits (dB)
137.0	137.0	0.0	± 1.1
136.0	136.0	0.0	± 1.1
135.0	135.0	0.0	± 1.1
134.0	134.0	0.0	± 1.1
133.0	133.0	0.0	± 1.1
132.0	131.9	-0.1	± 1.1
131.0	131.0	0.0	± 1.1
129.0	129.0	0.0	± 1.1
124.0	124.0	0.0	± 1.1
119.0	119.0	0.0	± 1.1
114.0	114.0	0.0	± 1.1
109.0	109.0	0.0	± 1.1
104.0	104.0	0.0	± 1.1
99.0	99.0	0.0	± 1.1
94.0	94.0	0.0	± 1.1
89.0	89.0	0.0	± 1.1
84.0	84.0	0.0	± 1.1
79.0	79.0	0.0	± 1.1
74.0	74.0	0.0	± 1.1
69.0	69.0	0.0	± 1.1
64.0	64.0	0.0	± 1.1
59.0	59.0	0.0	± 1.1
54.0	54.0	0.0	± 1.1
49.0	49.0	0.0	± 1.1
44.0	44.0	0.0	± 1.1
39.0	39.0	0.0	± 1.1
34.0	34.0	0.0	± 1.1
30.0	30.1	0.1	± 1.1
29.0	29.0	0.0	± 1.1
28.0	28.1	0.1	± 1.1
27.0	27.1	0.1	± 1.1
26.0	26.1	0.1	± 1.1
25.0	25.1	0.1	± 1.1

เอกสารนี้เป็นความลับ

Cert. No. : ACL25020
Job No. : VC68AC0056
Pages : 7 of 8

8. Level linearity including the level range control

Range	Anticipated Value (dB)	Measured Value (dB)	Deviated Value (dB)	Acceptance Limits (dB)
130	94.0	94.0	0.0	±1.1

Range	Anticipated Value (dB)	Measured Value (dB)	Deviated Value (dB)	Acceptance Limits (dB)
130	29.0	28.9	-0.1	±1.1

9. Tone burst response

Time Weighting	Tone burst duration, Tb (ms)	Cycle	Anticipated Value (dB)	Measured Value (dB)	Deviated Value (dB)	Acceptance Limits (dB)
Fast	0.25	1	108.0	107.9	-0.1	1.5 ; -5.0
	2	8	117.0	117.0	0.0	1.0 ; -2.5
	200	800	134.0	134.0	0.0	±1.0
Slow	2	8	108.0	108.0	0.0	1.5 ; -5.0
	200	800	127.6	127.6	0.0	±1.0
SEL	0.25	1	99.0	98.9	-0.1	1.5 ; -5.0
	2	8	108.0	108.0	0.0	1.0 ; -2.5
	200	800	128.0	128.0	0.0	±1.0

Cert. No. : ACL25020
Job No. : VC68AC0056
Pages : 8 of 8

10. Peak C sound level

Number of cycle in test signal	Anticipated Value (dB)	Measured Value, Lcpeak (dB)	Deviated Value (dB)	Acceptance Limits (dB)
Continuous	130.0	130.0	0.0	±3.0
One	133.4	133.4	0.0	±3.0

Number of cycle in test signal	Anticipated Value (dB)	Measured Value (dB)	Deviated Value (dB)	Acceptance Limits (dB)
Continuous	133.0	133.0	0.0	±2.0
Positive half cycle	135.4	135.2	-0.2	±2.0
Negative half cycle	135.4	135.2	-0.2	±2.0

11. Overload indication

Measured value (dB)		Deviated Value (dB)	Acceptance Limits (dB)
Positive one-half cycle	Negative one-half cycle		
89.5	89.5	0.0	±1.5

12. High level stability

Frequency Weighting	SLM Display at initial (dB)	SLM Display at final (dB)	Deviated Value (dB)	Acceptance Limits (dB)
A - weight	137.0	137.0	0.0	±0.3

The reported uncertainty is based on a standard uncertainty multiplied by coverage factor $k = 2$
or any value following calculation, providing a level of confidence of approximately 95 %

End of Calibration Certificate

เอกสารนี้เป็นความลับ

Certificate of Calibration

Customer

Name : UNITED ANALYST AND ENGINEERING CONSULTANT CO.,LTD.
Address : 81 Soi Udomsuk 41, Sukhumvit Road, Bangchak, Prakanong, Bangkok
10260

Certificate No : 25-SLM-057

Request No : Req-2025-0401

Unit Under Calibration Details

Measurement item :	Sound Level Meter	Microphone Class :	2
Manufacturer :	RION	Microphone Model :	UC-52
Model :	NL-42	Microphone S/N :	139073
Serial Number :	00321432	Preamplifier Model :	NH-24
ID :	UAE.EMA2.081/2555	Preamplifier S/N :	11452
Resolution :	0.1 dB	Instrument Status :	Used

Calibration Environment and Details

Temperature : $23^{\circ}\text{C} \pm 2^{\circ}\text{C}$
Humidity : $50\% \text{RH} \pm 20\% \text{RH}$
Barometric Pressure : $1013 \text{ hPa} \pm 10 \text{ hPa}$
Received Date : 13 February 2025
Calibrated Date : 19 February 2025
Calibration Procedure : In-house method CP-SLM-01 based on IEC 61672-3 : 2013 Electroacoustics - Sound level meters - Part 3: Periodic tests
Location of Calibration : Lab Acoustic

Reference Standard

Instrument	Brand	Model	SN.	Due calibration	Traceability
Standard Microphone	Brüel & Kjær	4192	2294985	25 June 2025	NIMT
Audio Generator	Svantek	Svan401	131	15 October 2025	WK Electric

Note

The reported uncertainty is based on standard uncertainty multiplied by the Coverage Factor $k = 2$, providing a level of confidence approximately 95 %.

Calibrated By :



Service Calibration Engineer

Approved By :



Calibration Engineer Supervisor

Issue Date :

19 February 2025

Certificate No : 25-SLM-057

Request No : Req-2025-0401

1. Indication at the calibration check frequency

UUC Setting	Nominal	Before Adjust		After Adjust		UNCERTAINTY	Acceptance Limit	Result
FAST / A / 30-130	Level	UUC	ERR	UUC	ERR			
Calibrator Setting	(dB)	(dB)	(dB)	(dB)	(dB)	(\pm dB)	(\pm dB)	
1000 Hz 114 dB	113.76	113.5	-0.26	113.8	+0.04	0.20	0.30	Pass

Note : Absolute sensitivity was established by the use of Sound Calibrator Brand SVANTEK, Model SV 35A, SN.58079

2. Self-generated noise, Microphone installed

UUC Setting	Measured	UNCERTAINTY
FAST / 30-130		
UUC Weighting	(dB)	(\pm dB)
A	22.0	0.10

3. Self-generated noise, Microphone replaced by the electrical input signal device

UUC Setting	Measured	UNCERTAINTY
FAST / 30-130		
UUC Weighting	(dB)	(\pm dB)
A	14.5	0.10
C	19.3	0.10
Z	22.8	0.10

4. Acoustic signal test of frequency weightings (Without Windscreen)

UUC Setting	Deviation from various Frequency Weighting Response curve			UNCERTAINTY	Acceptance Limit	Result
FAST / 30-130	A	C	Z			
STD Setting	(dB)	(dB)	(dB)	(\pm dB)	(\pm dB)	
125 Hz	1.3	1.3	1.3	0.60	1.5	Pass1
1000 Hz	0.0	0.0	0.0	0.60	1.0	Pass
4000 Hz	-0.1	-0.2	-0.1	0.60	3.0	Pass
8000 Hz	-2.6	-2.6	-2.6	0.70	5.0	Pass1

Certificate No : 25-SLM-057

Request No : Req-2025-0401

5. Electrical signal test of frequency weightings, Weighting network response with relative to 1 kHz

UUC Setting	Deviation from various Frequency			UNCERTAINTY	Acceptance	Result
FAST / 30-130	Weighting Response curve				Limit	
STD Setting	A (dB)	C (dB)	Z (dB)	(± dB)	(± dB)	
63 Hz	-0.3	-0.1	0.0	0.20	2.0	Pass
125 Hz	-0.1	0.0	0.0		1.5	Pass
250 Hz	-0.1	0.0	0.0		1.5	Pass
500 Hz	0.0	0.0	0.0		1.5	Pass
1000 Hz	0.0	0.0	0.0		1.0	Pass
2000 Hz	0.0	0.1	0.0		2.0	Pass
4000 Hz	0.0	0.0	0.0		3.0	Pass
8000 Hz	0.1	0.1	0.0		5.0	Pass
16000 Hz	-1.3	-1.4	0.0		+5, -INF.	Pass

6. Frequency and time weightings at 1kHz

UUC Setting	STD	Measured		UNCERTAINTY	Acceptance	Result
FAST / 30-130	REF	UUC	ERR			
UUC Weighting	(dB)	(dB)	(dB)	(± dB)	(± dB)	
A	114.00	114.0	0.0	0.20	0.20	Pass
C	114.00	114.0	0.0		0.20	Pass
Z	114.00	114.0	0.0		0.20	Pass

UUC Setting	STD	Measured		UNCERTAINTY	Acceptance	Result
30-130 / A	REF	UUC	ERR			
UUC Time Response	(dB)	(dB)	(dB)	(± dB)	(± dB)	
Fast	114.00	114.0	0.0	0.20	0.10	Pass1
Slow	114.00	114.0	0.0		0.10	Pass1
Leq	114.00	114.0	0.0		0.10	Pass1

เอกสารไม่ควบคุม

The results related only to the item calibrated. The certificate shall not be reproduced except in full, without written approval of the Innovative Instrument Co., Ltd

FM-708-SLM-01 Rev.04 Issue date 5/6/24

Certificate No : 25-SLM-057

Request No : Req-2025-0401

7. Long Term Stability

UUC Setting	Measured	UNCERTAINTY	Acceptance	Result
FAST / A / 30-130	UUC		Limit	
STD Setting	(dB)	(± dB)	(± dB)	
Initial	114.0			
Final	114.0			
Deviated	0.0	0.10	0.30	Pass

8. Level linearity on the reference level range

UUC Setting	Anticipated	Deviation		UNCERTAINTY	Acceptance	Result
FAST / A / 30-130	REF	UUC	ERR		Limit	
STD dB	(dB)	(dB)	(dB)		(± dB)	
138.00	138	137.9	-0.1	0.30	1.1	Pass
134.00	134	134.0	0.0		1.1	Pass
129.00	129	128.9	-0.1		1.1	Pass
124.00	124	124.0	0.0		1.1	Pass
119.00	119	119.0	0.0		1.1	Pass
114.00	114	114.0	0.0		1.1	Pass
109.00	109	109.0	0.0		1.1	Pass
104.00	104	104.0	0.0		1.1	Pass
99.00	99	99.0	0.0		1.1	Pass
94.00	94	94.0	0.0		1.1	Pass
89.00	89	89.0	0.0		1.1	Pass
84.00	84	84.0	0.0		1.1	Pass
79.00	79	79.0	0.0		1.1	Pass
74.00	74	74.0	0.0		1.1	Pass
69.00	69	69.0	0.0		1.1	Pass
64.00	64	64.0	0.0		1.1	Pass
59.00	59	59.0	0.0		1.1	Pass
54.00	54	54.0	0.0		1.1	Pass
49.00	49	49.0	0.0		1.1	Pass
44.00	44	44.0	0.0		1.1	Pass
39.00	39	39.0	0.0		1.1	Pass
34.00	34	33.9	-0.1		1.1	Pass
29.00	29	28.9	-0.1		1.1	Pass
24.00	24	23.9	-0.1		1.1	Pass

เอกสารไม่ควบคุม

The results related only to the item calibrated. The certificate shall not be reproduced except in full, without written approval of the Innovative Instrument Co., Ltd

Certificate No : 25-SLM-057

Request No : Req-2025-0401

9. Level linearity including the level range control

UUC Setting	STD	Measured		UNCERTAINTY	Acceptance	Result
FAST / A	REF	UUC	ERR	(± dB)	Limit	
UUC Range	(dB)	(dB)	(dB)		(± dB)	
30-130	29.50	29.6	0.1	0.30	1.1	Pass
	114	114.0	0.0		1.1	Pass

10. Tone burst response

UUC Setting	STD	Anticipated	Measured		UNCERTAINTY	Acceptance	Result
A / 30-130	Toneburst	Ref	UUC	ERR	(± dB)	Limit	
UUC Time Response	(ms)	(dB)	(dB)	(dB)		(± dB)	
Fast	200	126.0	126.0	0.0	0.20	1.0	Pass
	2	109.0	109.0	0.0		+1.0, -2.5	Pass
	0.25	100.0	99.9	-0.1		+1.5, -5.0	Pass
Slow	200	119.6	119.6	0.0		1.0	Pass
	2	100.0	100.0	0.0		+1.0, -5.0	Pass
SEL	200	120.0	120.0	0.0		1.0	Pass
	2	100.0	100.0	0.0		+1.0, -2.5	Pass
	0.25	91.0	90.9	-0.1		+1.5, -5.0	Pass

11. Peak C Sound level

UUC Setting	Anticipated	Measured		UNCERTAINTY	Acceptance	Result
FAST / C / 55-141	REF	UUC	ERR	(± dB)	Limit	
STD Setting	(dB)	(dB)	(dB)		(± dB)	
Complete cycle	136.4	136.4	0.00	0.20	3.0	Pass
Positive half cycle	135.4	135.2	-0.20		2.0	Pass
Negative half cycle	135.4	135.2	-0.20		2.0	Pass

เอกสารไม่ควบคุม

The results related only to the item calibrated. The certificate shall not be reproduced except in full, without written approval of the Innovative Instrument Co., Ltd

FM-708-SLM-01 Rev.04 Issue date 5/6/24

Certificate No : 25-SLM-057

Request No : Req-2025-0401

12. Overload indication

UUC Setting	Measured	UNCERTAINTY (± dB)	Acceptance	Result
FAST / A / 30-130	UUC		Limit	
STD Setting	(dB)		(± dB)	
Positive one-half cycle	139.5			
Negative one-half cycle	139.3			
Deviated	0.2	0.20	1.5	Pass

13. High Level Stability

UUC Setting	Measured	UNCERTAINTY (± dB)	Acceptance	Result
FAST / A / 30-130	UUC		Limit	
STD Setting	(dB)		(± dB)	
Initial	129.0			
Final	129.0			
Deviated	0.0	0.10	0.30	Pass

Note :

Function	Maximum-permitted Uncertainty of measurement
1. Indication at the calibration check frequency	Not applicable
2. Self-generated noise, Microphone installed	Not applicable
3. Self-generated noise, Microphone replaced by the electrical input signal device	Not applicable
4. Acoustic signal test of frequency weightings at 10 Hz to 4 kHz	0.60 dB
4. Acoustic signal test of frequency weightings at >4 kHz to 10 kHz	0.70 dB
5. Electrical signal test of frequency weightings, Weighting network response with relative to 1 kHz	0.20 dB
6. Frequency and time weightings at 1kHz	0.20 dB
7. Long Term Stability	0.10 dB
8. Level linearity on the reference level range	0.30 dB
9. Level linearity including the level range control	0.30 dB
10. Tone burst response	0.30 dB
11. Peak C Sound level	0.35 dB
12. Overload indication	0.25 dB
13. High Level Stability	0.10 dB

- Acceptance limit and Maximum-permitted Uncertainty was IEC 61672-1:2013

เอกสารไม่ควบคุม

The results related only to the item calibrated. The certificate shall not be reproduced except in full, without written approval of the Innovative Instrument Co., Ltd

FM-708-SLM-01 Rev.04 Issue date 5/6/24

Certificate No : 25-SLM-057

Request No : Req-2025-0401

Decision Rule for Statements of Conformity

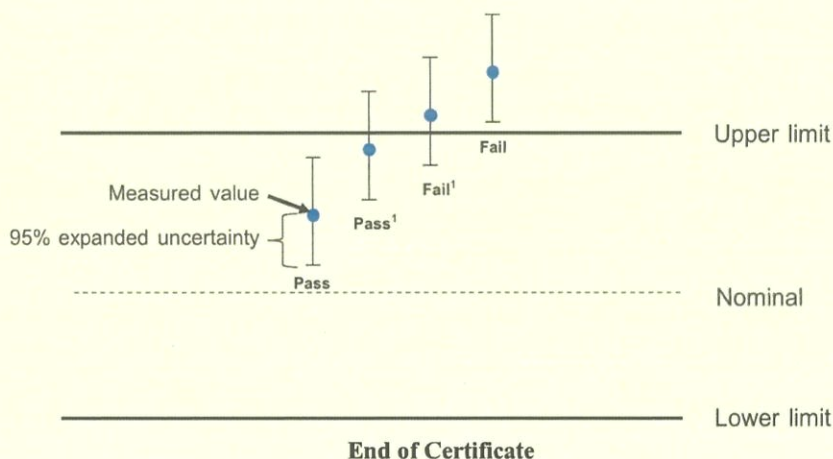
The standard decision rule employed for the statements of conformity to each calibration result will be applied using ILAC-G8:09/2019; Guidelines on the Reporting of Compliance with Specification as following Fig. and statements

Pass = The measurement result plus the expanded uncertainty with a 95% coverage probability were within the limit.

Pass¹ = The measurement result was within the limit. However, a portion of the expanded uncertainty of measurement at 95% exceeds the limit.

Fail¹ = The measurement result was out of the limit. However, a portion of the expanded uncertainty of measurement at 95% is within the limit.

Fail = The measurement result plus the expanded uncertainty with a 95% coverage probability were outside the limit.





Certificate of Calibration

Customer

Name : UNITED ANALYST AND ENGINEERING
CONSULTANT CO.,LTD.
Address : 81 Soi Udomsuk 41, Sukhumvit Road, Bangchak,
Prakanong, Bangkok 10260

Certificate No : 25-TPM-142

Request No : Req-2025-0474

Page : 1/2

Unit Under Calibration Details

Calibration Parameter : Temperature
Instrument Name : Thermal Environment Monitor Range Calibration : 20 °C to 60 °C
Manufacturer : TSI QUEST Type of Sensor : RTD
Model : QT-32 Sensor Diameter (mm) : 4.5
Serial Number : TPW010011 Calibration Position (mm) : 67.5
Resolution : 0.1 °C Instrument Status : Used
ID Number : UAE.EFM.120/2565

Calibration Environment and Details

Temperature : 23 °C ± 3 °C
Humidity : 55 %RH ± 15 %RH
Received Date : 19 February 2025
Calibrated Date : 11 March 2025
Calibration Procedure : In-house method CP-TPM-01 by Comparison with Standard Thermometer.

Reference Standard : Digital Thermometer with Sensor, Manufacturer: GINGO/GINGO, Model: GT11/ RTD100, SN:
12000077, ID: AR-TPM Which was calibrated on 15 October 2024, Calibration Certificate No. : QR24-
2836

Traceability : This Certificate is traceable to SI Unit through Quality Reborn Co., Ltd., NSC-ONSC Accreditation No.:
Calibration 0292

Note

The reported uncertainty is based on standard uncertainty multiplied by the Coverage Factor $k=2$, providing a level of confidence approximately 95 %.

Approved By :



Technical Manager

Issue Date :

11 March 2025

Calibration Note

UUC Adjustment : Not Adjust

Certificate No : 25-TPM-142

Request No : Req-2025-0474


Page : 2/2

Result of Calibration :

UUC Sensor	Standard Temperature (°C)	UUC Reading (°C)	Correction (°C)	Uncertainty (± °C)
WET	20.001	20.1	- 0.1	0.14
	25.002	25.1	- 0.1	0.14
	30.002	30.1	- 0.1	0.14
	35.003	35.1	- 0.1	0.14
	40.002	40.1	- 0.1	0.14
	45.002	45.0	0.0	0.14
	50.003	50.0	0.0	0.14
	60.003	60.0	0.0	0.14
DRY	20.003	20.1	- 0.1	0.14
	25.003	25.1	- 0.1	0.14
	30.003	30.1	- 0.1	0.14
	35.002	35.0	0.0	0.14
	40.002	40.0	0.0	0.14
	45.003	44.9	+ 0.1	0.14
	50.003	49.9	+ 0.1	0.14
	60.003	59.9	+ 0.1	0.14
GLOBE	20.002	20.1	- 0.1	0.14
	25.003	25.1	- 0.1	0.14
	30.003	30.1	- 0.1	0.14
	35.003	35.0	0.0	0.14
	40.003	40.0	0.0	0.14
	45.002	44.9	+ 0.1	0.14
	50.002	49.9	+ 0.1	0.14
	60.003	59.9	+ 0.1	0.14

End of Certificate

Calibrated By :





Certificate of Calibration

Customer

Name : UNITED ANALYST AND ENGINEERING
CONSULTANT CO.,LTD.
Address : 81 Soi Udomsuk 41, Sukhumvit Road, Bangchak,
Prakanong, Bangkok 10260

Certificate No : 25-TPM-056
Request No : Req-2024-2854

Page : 1/2

Unit Under Calibration Details

Calibration Parameter	: Temperature	Range Calibration	: 20 °C to 60 °C
Instrument Name	: Thermal Environment Monitor	Type of Sensor	: RTD
Manufacturer	: TSI QUEST	Sensor Diameter (mm)	: 4.5
Model	: QT-32	Calibration Position (mm)	: 67.5
Serial Number	: TPT030007	Instrument Status	: Used
Resolution	: 0.1 °C		
ID Number	: UAE.EFM.218/2562		

Calibration Environment and Details

Temperature : 23 °C ± 3 °C
Humidity : 55 %RH ± 15 %RH
Received Date : 20 December 2024
Calibrated Date : 28 January 2025
Calibration Procedure : In-house method CP-TPM-01 by Comparison with Standard Thermometer.


Reference Standard : Digital Thermometer with Sensor, Manufacturer: GINGO/GINGO, Model: GT11/ RTD100, SN: 08000057, ID: 02-TPM Which was calibrated on 1 March 2024, Calibration Certificate No. : QR24-0478

Traceability : This Certificate is traceable to SI Unit through Quality Reborn Co., Ltd., NSC-ONSC Accreditation No.: Calibration 0292

Note

The reported uncertainty is based on standard uncertainty multiplied by the Coverage Factor $k=2$, providing a level of confidence approximately 95 %.

Approved By :



Technical Manager

Issue Date :

28 January 2025

เอกสารไม่ควบคุม



Calibration Note

UUC Adjustment : Not Adjust

Certificate No : 25-TPM-056

Request No : Req-2024-2854

Page : 2/2

Result of Calibration :

UUC Sensor	Standard Temperature (°C)	UUC Reading (°C)	Correction (°C)	Uncertainty (± °C)
WET	20.030	20.2	- 0.2	0.13
	25.032	25.2	- 0.2	0.13
	30.034	30.2	- 0.2	0.13
	35.037	35.2	- 0.2	0.13
	40.037	40.2	- 0.2	0.13
	45.040	45.2	- 0.2	0.13
	50.042	50.2	- 0.2	0.13
	60.045	60.2	- 0.2	0.13
DRY	20.032	20.2	- 0.2	0.13
	25.032	25.2	- 0.2	0.13
	30.036	30.2	- 0.2	0.13
	35.036	35.2	- 0.2	0.13
	40.038	40.2	- 0.2	0.13
	45.040	45.2	- 0.2	0.13
	50.042	50.2	- 0.2	0.13
	60.046	60.2	- 0.2	0.13
GLOBE	20.031	20.2	- 0.2	0.13
	25.033	25.2	- 0.2	0.13
	30.033	30.2	- 0.2	0.13
	35.035	35.2	- 0.2	0.13
	40.038	40.2	- 0.2	0.13
	45.040	45.1	- 0.1	0.13
	50.042	50.1	- 0.1	0.13
	60.046	60.1	- 0.1	0.13

End of Certificate

Calibrated By :



เอกสารไม่ควบคุม



Certificate of Calibration

Customer

Name : UNITED ANALYST AND ENGINEERING
CONSULTANT CO.,LTD.
Address : 81 Soi Udomsuk 41, Sukhumvit Road, Bangchak,
Prakanong, Bangkok 10260

Certificate No : 25-TPM-050

Request No : Req-2024-2855

Page : 1/2

Unit Under Calibration Details

Calibration Parameter	: Temperature	Range Calibration	: 20 °C to 60 °C
Instrument Name	: Thermal Environment Monitor	Type of Sensor	: RTD
Manufacturer	: 3M	Sensor Diameter (mm)	: 4.5
Model	: QT-32	Calibration Position (mm)	: 67.5
Serial Number	: TPS030008	Instrument Status	: Used
Resolution	: 0.1 °C		
ID Number	: UAE.EFM.083/2561		

Calibration Environment and Details

Temperature : 23 °C ± 3 °C
Humidity : 55 %RH ± 15 %RH
Received Date : 20 December 2024
Calibrated Date : 28 January 2025
Calibration Procedure : In-house method CP-TPM-01 by Comparison with Standard Thermometer.

Reference Standard : Digital Thermometer with Sensor, Manufacturer: GINGO/GINGO, Model: GT11/ RTD100, SN:
08000057, ID: 02-TPM Which was calibrated on 1 March 2024, Calibration Certificate No. : QR24-0478

Traceability : This Certificate is traceable to SI Unit through Quality Reborn Co., Ltd., NSC-ONSC Accreditation No.:
Calibration 0292

Note

The reported uncertainty is based on standard uncertainty multiplied by the Coverage Factor $k=2$, providing a level of confidence approximately 95 %.

Approved By :



Technical Manager

Issue Date :

28 January 2025



Calibration Note

UUC Adjustment : Not Adjust

Certificate No : 25-TPM-050

Request No : Req-2024-2855

Page : 2/2

Result of Calibration :

UUC Sensor	Standard Temperature (°C)	UUC Reading (°C)	Correction (°C)	Uncertainty (± °C)
WET	20.030	20.0	0.0	0.13
	25.032	25.0	0.0	0.13
	30.034	30.0	0.0	0.13
	35.037	35.0	0.0	0.13
	40.037	40.1	- 0.1	0.13
	45.040	45.1	- 0.1	0.13
	50.042	50.1	- 0.1	0.13
	60.045	60.1	- 0.1	0.13
DRY	20.032	20.2	- 0.2	0.13
	25.032	25.2	- 0.2	0.13
	30.036	30.2	- 0.2	0.13
	35.036	35.2	- 0.2	0.13
	40.038	40.2	- 0.2	0.13
	45.040	45.2	- 0.2	0.13
	50.042	50.2	- 0.2	0.13
	60.046	60.2	- 0.2	0.13
GLOBE	20.031	20.1	- 0.1	0.13
	25.033	25.1	- 0.1	0.13
	30.033	30.1	- 0.1	0.13
	35.035	35.1	- 0.1	0.13
	40.038	40.1	- 0.1	0.13
	45.040	45.1	- 0.1	0.13
	50.042	50.1	- 0.1	0.13
	60.046	60.1	- 0.1	0.13

End of Certificate

Calibrated By :



Certificate of Calibration

Customer

Name : UNITED ANALYST AND ENGINEERING CONSULTANT
CO.,LTD.
Address : 81 Soi Udomsuk 41, Sukhumvit Road, Bangchak, Prakanong,
Bangkok 10260

Certificate No : 25-LXM-046

Request No : Req-2025-0366

Page : 1/3

Unit Under Calibration Details

Instrument Name : Light Meter
Manufacturer : EXTECH
Model : 407026
Serial Number : A052267
Resolution : 1 , 10 lx
ID Number : UAE.EFM.175/2564

Range Calibration : 2000 , 20000 lx
Accuracy : 4 % of Reading + 2 digits
Instrument Status : Used

Calibration Environment and Details

Temperature : 25 °C ± 2 °C
Humidity : 60 %RH ± 20 %RH
Received Date : 7 February 2025
Calibrated Date : 18 February 2025
Calibration Procedure : The measurement was done in accordance with CP-LXM-01

Reference Standard : Photometer and Illuminance Sensor, Serial No.: 30662/2, 30592/2, which was calibrated on 17 September 2024,
Certificate No.: TP-1027-24

Traceability : This Certificate is traceable to International System of Unit (SI) Unit through National Institute
of Metrology (Thailand)

Note

The reported uncertainty is based on a standard uncertainty multiplied by the Coverage Factor $k = 2$, providing a level of confidence approximately 95 %.

Approved By :

Calibration Engineer Supervisor

Issue Date :

18 February 2025

Calibration Note

UUC Adjustment : Zero adjustment before use

Certificate No : 25-LXM-046

Request No : Req-2025-0366

Page : 2/3

Result of Calibration :

UUC Range (lx)	Standard (lx)	UUC Reading (lx)	Correction (lx)	Uncertainty (\pm lx)	MPE (lx)	Result
2000	* 0	0	0	0.58	2	Pass
	50	51	-1	2.5 % of Reading	4	Pass
	100	101	-1	2.3 % of Reading	6	Pass
	200	202	-2	2.2 % of Reading	10	Pass
	300	303	-3	2.2 % of Reading	14	Pass
	400	405	-5	2.2 % of Reading	18	Pass
	600	602	-2	2.2 % of Reading	26	Pass
	800	803	-3	2.2 % of Reading	34	Pass
	1000	998	2	2.2 % of Reading	42	Pass
	1200	1195	5	2.2 % of Reading	50	Pass
	1400	1395	5	2.2 % of Reading	58	Pass
	1600	1593	7	2.2 % of Reading	66	Pass
	1800	1790	10	2.2 % of Reading	74	Pass
	2000	1991	9	2.2 % of Reading	82	Pass
20000	3000	2970	30	2.2 % of Reading	122	Pass
	4000	3960	40	2.2 % of Reading	162	Pass
	5000	4930	70	2.2 % of Reading	202	Pass

* Indicates non accredited

MPE = Maximum Permissible Error (Specified in Manufacturer's Specification)

N/A = Not Available, Customer does not require a statement of conformity.

เอกสารไม่ควบคุม

Certificate No : 25-LXM-046

Request No : Req-2025-0366

Page : 3/3

Decision Rule for Statements of Conformity

The standard decision rule employed for the statements of conformity to each calibration result will be applied using ILAC-G8:09/2019;

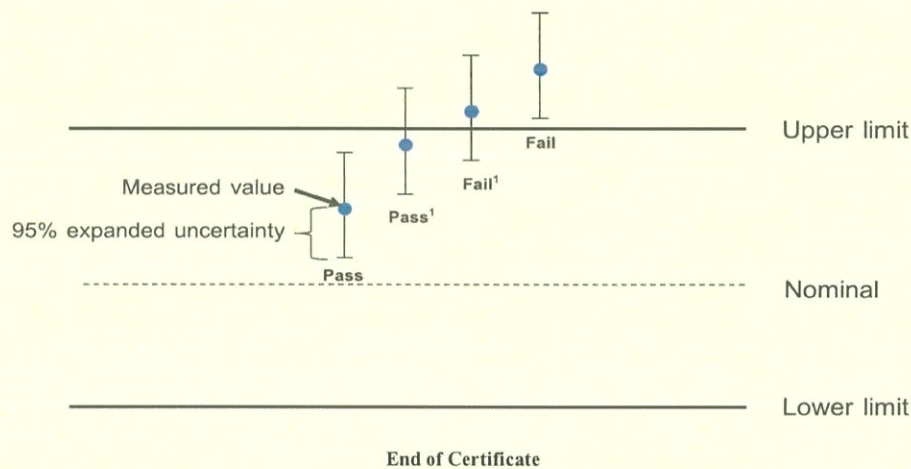
Guidelines on the Reporting of Compliance with Specification as following Fig. and statements

Pass = The measurement result plus the expanded uncertainty with a 95% coverage probability were within the limit.

Pass¹ = The measurement result was within the limit. However, a portion of the expanded uncertainty of measurement at 95% exceeds the limit.

Fail¹ = The measurement result was out of the limit. However, a portion of the expanded uncertainty of measurement at 95% is within the limit.

Fail = The measurement result plus the expanded uncertainty with a 95% coverage probability were outside the limit.



Calibrated By :



ภาคผนวก จ

ผลการควบคุมคุณภาพในการเก็บและตรวจวิเคราะห์ตัวอย่าง

RESULTS OF QUALITY ASSURANCE AND QUALITY CONTROL IN THE LABORATORY OF WASTEWATER FOR PTTLNG COMPANY LIMITED
PROJECT : AUDIT MITIGATION AND ENVIRONMENTAL MONITORING MEASURES DURING PTTLNG RECEIVING TERMINAL OPERATION

SAMLING DATE : APRIL 17 ,2025

PARAMETER	UNIT	DETECTION LIMIT	METHOD BLANK	T25AI254-0002			LABORATORY FORTIFIED BLANK (LFB)	
				DUPLICATE			NOMINAL	MEASURED
				1	2	RPD		
BIOCHEMICAL OXYGEN DEMAND	mg/L	2.0	<2.0	54.8	52.6	4.10	198.0	204
ACCEPTABLE LIMIT						≤20	198.0±30.5 (167.5 - 228.5)	

พารามิเตอร์	หน่วย	DETECTION LIMIT	METHOD BLANK	T25AI246-0005			QC STANDARD		
				DUPLICATE			NOMINAL	MEASURED	%RECOVERY
				1	2	RPD			
TOTAL SUSPENDED SOLIDS	mg/L	5.0	< 2.0	< 5.0	< 5.0	-	100	94.3	94.3
ACCEPTABLE LIMIT						≤10			90-110

PARAMETER	UNIT	DETECTION LIMIT	METHOD BLANK	T25AI222-0002			LABORATORY FORTIFIED BLANK (LFB)		
				DUPLICATE			NOMINAL	MEASURED	%RECOVERY
				1	2	RPD			
TOTAL DISSOLVED SOLIDS	mg/L	25	< 25	253	244	3.62	50	53	106
ACCEPTABLE LIMIT						≤ 10			90-110

PARAMETER	UNIT	DETECTION LIMIT	METHOD BLANK	T25AI246-0005			LABORATORY FORTIFIED BLANK (LFB)		
				DUPLICATE			NOMINAL	MEASURED	%RECOVERY
				1	2	RPD			
CHEMICAL OXYGEN DEMAND	mg/L	25.0	<25.0	<25.0	<25.0	-	50.0	48.8	97.6
ACCEPTABLE LIMIT						≤ 10			90-110

PARAMETER	UNIT	DETECTION LIMIT	METHOD BLANK	T25AI222-0002			LABORATORY FORTIFIED BLANK (LFB)		
				DUPLICATE			NOMINAL	MEASURED	%RECOVERY
				1	2	RPD			
TOTAL KJELDAHL NITROGEN	mg/L	1.5	<1.5	42.3	41.4	2.15	40.0	40.3	101
ACCEPTABLE LIMIT						≤ 10			90-110

PARAMETER	UNIT	DETECTION LIMIT	METHOD BLANK	LABORATORY FORTIFIED BLANK (LFB)		
				NOMINAL	MEASURED	%RECOVERY
FAT, OIL AND GREASE	mg/L	3	<3	40	37.0	93
ACCEPTABLE LIMIT						70-110

PARAMETER	UNIT	DETECTION LIMIT	METHOD BLANK	INITIAL CALIBRATION VERIFICATION (ICV)			LABORATORY FORTIFIED BLANK (LFB)			T25AI222-0002		
				NOMINAL	MEASURED	%RECOVERY	NOMINAL	MEASURED	%RECOVERY	RESULT		
										DUPLICATE		
										1	2	RPD
LEAD	mg/L Pb	0.020	< 0.020	0.700	0.703	100	0.700	0.682	97.4	< 0.020	< 0.020	-
CADMIUM	mg/L Cd	0.005	< 0.005	0.300	0.283	94.3	0.300	0.282	97.3	< 0.005	< 0.005	-
MERCURY	mg/L Hg	0.0005	< 0.0005	0.0060	0.0064	107	0.0060	0.0062	103	< 0.0020	< 0.0020	0
ACCEPTABLE LIMIT						90 - 110%			85 - 115%			≤ 10%

PARAMETER	UNIT	T25AI222-0002				LABORATORY FORTIFIED BLANK (LFB)			CONTINUING CALIBRATION VERIFICATION (CCV)		
		RESULT									
		LABORATORY FORTIFIED MATRIX (LFM)				NOMINAL	MEASURED	%RECOVERY	NOMINAL	MEASURED	%RECOVERY
		SAMPLE	NOMINAL	MEASURED	%RECOVERY						
LEAD	mg/L Pb	< 0.020	0.700	0.663	94.7	0.700	0.675	96.4	0.700	0.672	96.0
CADMIUM	mg/L Cd	< 0.005	0.300	0.295	98.3	0.300	0.306	102	0.300	0.305	102
MERCURY	mg/L Hg	< 0.0020	0.0060	0.0057	95.0	0.0060	0.0058	96.7	0.0060	0.0058	96.7
ACCEPTABLE LIMIT					85 - 115%			85 - 115%			90 - 110%

ภาคผนวก จ

หนังสือขึ้นทะเบียนห้องปฏิบัติการวิเคราะห์

ที่ อก ๐๓๑๐(๑)/ ๑๔๙๑



กรมโรงงานอุตสาหกรรม
ถนนพระรามที่ ๖ แขวงทุ่งพญาไท
เขตราชเทวี กรุงเทพฯ ๑๐๔๐๐

๒๔ กุมภาพันธ์ ๒๕๖๘

เรื่อง ยกเลิกบุคลากรของห้องปฏิบัติการวิเคราะห์


เรียน กรรมการผู้จัดการ บริษัท ยูไนเต็ด แอนนาลิสต์ แอนด์ เอ็นจิเนียริง คอนซัลแตนท์ จำกัด

อ้างถึง คำขอขึ้นทะเบียน/ต่ออายุ/เปลี่ยนแปลงบุคลากร และชนิดสารมลพิษของห้องปฏิบัติการวิเคราะห์เอกชน
ลงวันที่ ๑๘ กุมภาพันธ์ ๒๕๖๘

ตามคำขอที่อ้างถึง บริษัท ยูไนเต็ด แอนนาลิสต์ แอนด์ เอ็นจิเนียริง คอนซัลแตนท์ จำกัด
ห้องปฏิบัติการวิเคราะห์เอกชน เลขทะเบียน ว-๑๔๕ สถานที่ตั้งเลขที่ ๓ ซอยอุดมสุข ๔๑ ถนนสุขุมวิท
แขวงบางจาก เขตพระโขนง กรุงเทพมหานคร ขอยกเลิกบุคลากร ความละเอียดแจ้งแล้ว นั้น


กรมโรงงานอุตสาหกรรมพิจารณาแล้ว ให้ยกเลิกเจ้าหน้าที่ห้องปฏิบัติการวิเคราะห์เอกชน
จำนวน ๓ ราย ได้แก่

- ๑)
- ๒)
- ๓)



จึงเรียนมาเพื่อทราบ

ขอแสดงความนับถือ



กองวิจัยและเตือนภัยมลพิษโรงงาน

กลุ่มมาตรฐานวิธีการวิเคราะห์ทดสอบมลพิษและทะเบียนห้องปฏิบัติการ

โทร. ๐ ๒๔๓๐ ๖๓๑๒ ต่อ ๒๑๐๓-๕

โทรสาร ๐ ๒๔๓๐ ๖๓๑๒ ต่อ ๒๑๙๙

ไปรษณีย์อิเล็กทรอนิกส์ saraban@diw.mail.go.th



ดำเนินการถูกต้อง



“อุตสาหกรรมก้าวไกล ประเทศไทยก้าวหน้า ร่วมกันพัฒนา อุตสาหกรรมสีเขียว”



ที่ อก ๐๓๑๐(๑)/ ๑ ๐ ๘ ๙



กรมโรงงานอุตสาหกรรม
ถนนพระรามที่ ๖ แขวงทุ่งพญาไท
เขตราชเทวี กรุงเทพฯ ๑๐๔๐๐

๐๗ กุมภาพันธ์ ๒๕๖๘

เรื่อง ต่ออายุหนังสือรับขึ้นทะเบียนห้องปฏิบัติการวิเคราะห์เอกชน

เรียน กรรมการผู้จัดการ บริษัท ยูไนเต็ด แอนนาลิสต์ แอนด์ เอ็นจิเนียริง คอนซัลแตนท์ จำกัด

อ้างถึง คำขอขึ้นทะเบียน/ต่ออายุ/เปลี่ยนแปลงบุคลากร และชนิดสารมลพิษของห้องปฏิบัติการวิเคราะห์เอกชน
ลงวันที่ ๓ ธันวาคม ๒๕๖๗

- สิ่งที่ส่งมาด้วย ๑. รายชื่อผู้ควบคุมห้องปฏิบัติการวิเคราะห์เอกชน จำนวน ๔๐ ราย
๒. รายชื่อเจ้าหน้าที่ห้องปฏิบัติการวิเคราะห์เอกชน จำนวน ๑๔๑ ราย
๓. ขอบข่ายสารมลพิษที่ได้รับขึ้นทะเบียนจากกรมโรงงานอุตสาหกรรม

ตามคำขอที่อ้างถึง บริษัท ยูไนเต็ด แอนนาลิสต์ แอนด์ เอ็นจิเนียริง คอนซัลแตนท์ จำกัด ขอต่ออายุ
หนังสือรับขึ้นทะเบียนห้องปฏิบัติการวิเคราะห์เอกชน เลขทะเบียน ว-๑๔๕ สถานที่ตั้งเลขที่ ๓ ซอยอุดมสุข ๔๑
ถนนสุขุมวิท แขวงบางจาก เขตพระโขนง กรุงเทพมหานคร ต่อกรมโรงงานอุตสาหกรรม นั้น

กรมโรงงานอุตสาหกรรมพิจารณาแล้ว ให้บริษัท ยูไนเต็ด แอนนาลิสต์ แอนด์ เอ็นจิเนียริง
คอนซัลแตนท์ จำกัด ต่ออายุหนังสือรับขึ้นทะเบียนห้องปฏิบัติการวิเคราะห์เอกชน โดยมีองค์ประกอบดังนี้

- ก. ผู้ควบคุมห้องปฏิบัติการวิเคราะห์เอกชน จำนวน ๔๐ ราย ตามสิ่งที่ส่งมาด้วย ๑
ข. เจ้าหน้าที่ห้องปฏิบัติการวิเคราะห์เอกชน จำนวน ๑๔๑ ราย ตามสิ่งที่ส่งมาด้วย ๒
ค. ขอบข่ายสารมลพิษที่ได้รับขึ้นทะเบียนให้วิเคราะห์ในน้ำ/น้ำเสีย น้ำใต้ดิน อากาศเสีย
สิ่งปฏิกูลหรือวัสดุที่ไม่ใช้แล้ว และดิน ตามสิ่งที่ส่งมาด้วย ๓

หนังสือฉบับนี้จะหมดอายุในวันที่ ๒ กุมภาพันธ์ ๒๕๗๒ หากประสงค์จะต่ออายุหนังสือ
รับขึ้นทะเบียนห้องปฏิบัติการวิเคราะห์เอกชน ให้ยื่นคำขอต่ออายุพร้อมเอกสารประกอบคำขอต่อกรมโรงงาน
อุตสาหกรรมภายใน ๖๐ วัน ก่อนวันสิ้นอายุของหนังสือรับขึ้นทะเบียนห้องปฏิบัติการวิเคราะห์เอกชน

จึงเรียนมาเพื่อทราบ

ขอแสดงความนับถือ



อธิบดีกรมโรงงานอุตสาหกรรม
UNITED ANALYST AND ENGINEERING
CONSULTANTS LIMITED

อำนาจถูกต้อง

กองวิจัยและเตือนภัยมลพิษโรงงาน

กลุ่มมาตรฐานวิธีการวิเคราะห์ทดสอบมลพิษและทะเบียนห้องปฏิบัติการ

โทร. ๐ ๒๔๓๐ ๖๓๑๒ ต่อ ๒๑๐๓-๕

โทรสาร ๐ ๒๔๓๐ ๖๓๑๒ ต่อ ๒๑๙๙

ไปรษณีย์อิเล็กทรอนิกส์ saraban@diw.mail.go.th



“อุตสาหกรรมก้าวหน้าไกล ประเทศไทยก้าวหน้า ร่วมกันพัฒนา อุตสาหกรรมสีเขียว”



เอกสารแนบท้ายหนังสือต่ออายุรับขึ้นทะเบียนห้องปฏิบัติการวิเคราะห์เอกชน

บริษัท ยูโนเด็ค แอนนาลิสต์ แอนด์ เอ็นจิเนียริง คอนซัลแตนท์ จำกัด เลขทะเบียน ว-๑๔๕

ที่ ออก ๐๓๑๐(๑)/ ๑ ๐ ๘ ๙ ลงวันที่ ๐๗ กุมภาพันธ์ ๒๕๖๘

ก. ผู้ควบคุมห้องปฏิบัติการวิเคราะห์เอกชน จำนวน ๔๐ ราย

- ๑)
- ๒)
- ๓)
- ๔)
- ๕)
- ๖)
- ๗)
- ๘)
- ๙)
- ๑๐
- ๑๑
- ๑๒
- ๑๓
- ๑๔
- ๑๕
- ๑๖
- ๑๗
- ๑๘
- ๑๙
- ๒๐
- ๒๑
- ๒๒
- ๒๓
- ๒๔
- ๒๕
- ๒๖
- ๒๗
- ๒๘
- ๒๙
- ๓๐
- ๓๑
- ๓๒
- ๓๓
- ๓๔
- ๓๕

๓๖)
๓๗)
๓๘)
๓๙)
๔๐)



เอกสารแนบท้ายหนังสือต่ออายุรับขึ้นทะเบียนห้องปฏิบัติการวิเคราะห์เอกชน

บริษัท ยูไนเต็ด แอนนาลิสต์ แอนด์ เอ็นจิเนียริง คอนซัลแตนท์ จำกัด เลขทะเบียน ว-๑๔๕

ที่ ออก ๐๓๑๐(๑)/ ๑๐๘๙ ลงวันที่ ๐๗ กุมภาพันธ์ ๒๕๖๕


ข. เจ้าหน้าที่ห้องปฏิบัติการวิเคราะห์เอกชน จำนวน ๑๔๑ ราย

- ๑)
- ๒)
- ๓)
- ๔)
- ๕)
- ๖)
- ๗)
- ๘)
- ๙)
- ๑๐)
- ๑๑)
- ๑๒)
- ๑๓)
- ๑๔)
- ๑๕)
- ๑๖)
- ๑๗)
- ๑๘)
- ๑๙)
- ๒๐)
- ๒๑)
- ๒๒)
- ๒๓)
- ๒๔)
- ๒๕)
- ๒๖)
- ๒๗)
- ๒๘)
- ๒๙)
- ๓๐)
- ๓๑)
- ๓๒)
- ๓๓)
- ๓๔)
- ๓๕)

ท

୩୧)
୩୨)
୩୩)
୩୪)
୩୫)
୩୬)
୩୭)
୩୮)
୩୯)
୪୦)
୪୧)
୪୨)
୪୩)
୪୪)
୪୫)
୪୬)
୪୭)
୪୮)
୪୯)
୫୦)
୫୧)
୫୨)
୫୩)
୫୪)
୫୫)
୫୬)
୫୭)
୫୮)
୫୯)
୬୦)
୬୧)
୬୨)
୬୩)
୬୪)
୬୫)
୬୬)
୬୭)
୬୮)
୬୯)
୭୦)
୭୧)
୭୨)
୭୩)
୭୪)
୭୫)
୭୬)
୭୭)
୭୮)
୭୯)
୮୦)
୮୧)
୮୨)
୮୩)
୮୪)
୮୫)
୮୬)
୮୭)
୮୮)
୮୯)
୯୦)
୯୧)
୯୨)
୯୩)
୯୪)
୯୫)
୯୬)
୯୭)
୯୮)
୯୯)
୧୦୦)
୧୦୧)
୧୦୨)
୧୦୩)
୧୦୪)
୧୦୫)
୧୦୬)
୧୦୭)
୧୦୮)
୧୦୯)
୧୧୦)
୧୧୧)
୧୧୨)
୧୧୩)
୧୧୪)
୧୧୫)
୧୧୬)
୧୧୭)
୧୧୮)
୧୧୯)
୧୨୦)
୧୨୧)
୧୨୨)
୧୨୩)
୧୨୪)
୧୨୫)
୧୨୬)
୧୨୭)
୧୨୮)
୧୨୯)
୧୩୦)
୧୩୧)
୧୩୨)
୧୩୩)
୧୩୪)
୧୩୫)
୧୩୬)
୧୩୭)
୧୩୮)
୧୩୯)
୧୪୦)
୧୪୧)
୧୪୨)
୧୪୩)
୧୪୪)
୧୪୫)
୧୪୬)
୧୪୭)
୧୪୮)
୧୪୯)
୧୫୦)
୧୫୧)
୧୫୨)
୧୫୩)
୧୫୪)
୧୫୫)
୧୫୬)
୧୫୭)
୧୫୮)
୧୫୯)
୧୬୦)
୧୬୧)
୧୬୨)
୧୬୩)
୧୬୪)
୧୬୫)
୧୬୬)
୧୬୭)
୧୬୮)
୧୬୯)
୧୭୦)
୧୭୧)
୧୭୨)
୧୭୩)
୧୭୪)
୧୭୫)
୧୭୬)
୧୭୭)
୧୭୮)
୧୭୯)
୧୮୦)
୧୮୧)
୧୮୨)
୧୮୩)
୧୮୪)
୧୮୫)
୧୮୬)
୧୮୭)
୧୮୮)
୧୮୯)
୧୯୦)
୧୯୧)
୧୯୨)
୧୯୩)
୧୯୪)
୧୯୫)
୧୯୬)
୧୯୭)
୧୯୮)
୧୯୯)
୨୦୦)

๑๑๓
๑๑๔
๑๑๕
๑๑๖
๑๑๗
๑๑๘
๑๑๙
๑๒๐
๑๒๑
๑๒๒
๑๒๓
๑๒๔
๑๒๕
๑๒๖
๑๒๗
๑๒๘
๑๒๙
๑๓๐
๑๓๑
๑๓๒
๑๓๓
๑๓๔
๑๓๕
๑๓๖
๑๓๗
๑๓๘
๑๓๙
๑๔๐
๑๔๑



เอกสารแนบท้ายหนังสือต่ออายุรับขึ้นทะเบียนห้องปฏิบัติการวิเคราะห์เอกชน

บริษัท ยูโนเด็ค แอนนาลิสต์ แอนด์ เอ็นจิเนียริง คอนซัลแตนท์ จำกัด เลขทะเบียน ว-๑๔๕

ที่ อก ๐๓๑๐(๑)/ ๑๐๘๙ ลงวันที่ ๐๗ กุมภาพันธ์ ๒๕๖๘

ขอขยายสารมลพิษที่ได้รับขึ้นทะเบียนจากกรมโรงงานอุตสาหกรรม จำนวน ๓๕๗ รายการ

น้ำ/น้ำเสีย จำนวน 46 รายการ

ลำดับ	สารมลพิษ	วิธีวิเคราะห์
1	Aldrin	Liquid-Liquid Extraction, Gas Chromatographic Method ^[4]
2	Arsenic	1) Digestion, Hydride Generation/Atomic Absorption Spectrometric Method ^[4] 2) Digestion, Inductively Coupled Plasma Method ^[4]
3	Barium	Digestion, Inductively Coupled Plasma Method ^[4]
4	α -BHC	Liquid-Liquid Extraction, Gas Chromatographic Method ^[4]
5	β -BHC	Liquid-Liquid Extraction, Gas Chromatographic Method ^[4]
6	δ -BHC	Liquid-Liquid Extraction, Gas Chromatographic Method ^[4]
7	γ -BHC	Liquid-Liquid Extraction, Gas Chromatographic Method ^[4]
8	Biochemical Oxygen Demand	1) 5-Day BOD Test, Azide Modification Method ^[4] 2) 5-Day BOD Test, Membrane Electrode Method ^[4]
9	Cadmium	1) Digestion, Direct Air-Acetylene Flame Method ^[4] 2) Digestion, Inductively Coupled Plasma Method ^[4]
10	Chemical Oxygen Demand	1) Closed Reflux, Titrimetric Method ^[4] 2) Closed Reflux, Colorimetric Method ^[4] 3) Open Reflux, Titrimetric Method ^[4]
11	Chlordane	Liquid-Liquid Extraction, Gas Chromatographic Method ^[4]
12	Chromium	1) Digestion, Direct Air-Acetylene Flame Method ^[4] 2) Digestion, Inductively Coupled Plasma Method ^[4]
13	Color	ADMI Weighted-Ordinate Spectrophotometric Method ^[4]
14	Copper	1) Digestion, Direct Air-Acetylene Flame Method ^[4] 2) Digestion, Inductively Coupled Plasma Method ^[4]
15	Cyanide	1) Distillation, Colorimetric Method ^[4] 2) Total Cyanide after Distillation, by Flow Injection Analysis Method ^[4]
16	o,p'-DDT	Liquid-Liquid Extraction, Gas Chromatographic Method ^[4]
17	4,4'-DDD	Liquid-Liquid Extraction, Gas Chromatographic Method ^[4]
18	4,4'-DDE	Liquid-Liquid Extraction, Gas Chromatographic Method ^[4]
19	4,4'-DDT	Liquid-Liquid Extraction, Gas Chromatographic Method ^[4]
20	Dieldrin	Liquid-Liquid Extraction, Gas Chromatographic Method ^[4]
21	Endosulfan I	Liquid-Liquid Extraction, Gas Chromatographic Method ^[4]
22	Endosulfan II	Liquid-Liquid Extraction, Gas Chromatographic Method ^[4]
23	Endosulfan sulfate	Liquid-Liquid Extraction, Gas Chromatographic Method ^[4]
24	Endrin	Liquid-Liquid Extraction, Gas Chromatographic Method ^[4]

ลำดับ	สารมลพิษ	วิธีวิเคราะห์
25	Endrin aldehyde	Liquid-Liquid Extraction, Gas Chromatographic Method ^[4]
26	Formaldehyde	Distillation, Colorimetric Method ^[2]
27	Free Chlorine	1) Iodometric Method ^[4] 2) DPD Ferrous Titrimetric Method ^[4]
28	Heptachlor	Liquid-Liquid Extraction, Gas Chromatographic Method ^[4]
29	Heptachlor Epoxide	Liquid-Liquid Extraction, Gas Chromatographic Method ^[4]
30	Hexavalent Chromium	Colorimetric Method ^[4]
31	Lead	1) Digestion, Direct Air-Acetylene Flame Method ^[4] 2) Digestion, Inductively Coupled Plasma Method ^[4]
32	Manganese	1) Digestion, Direct Air-Acetylene Flame Method ^[4] 2) Digestion, Inductively Coupled Plasma Method ^[4]
33	Mercury	Digestion, Cold-Vapor Atomic Absorption Spectrometric Method ^[4]
34	Methoxychlor	Liquid-Liquid Extraction, Gas Chromatographic Method ^[4]
35	Nickel	1) Digestion, Direct Air-Acetylene Flame Method ^[4] 2) Digestion, Inductively Coupled Plasma Method ^[4]
36	Oil & Grease	1) Liquid-Liquid, Partition-Gravimetric Method ^[4] 2) Soxhlet Extraction Method ^[4]
37	pH	Electrometric Method ^[4]
38	Phenols	1) Distillation, Chloroform Extraction Method ^[4] 2) Distillation, Direct Photometric Method ^[4]
39	Selenium	1) Digestion, Hydride Generation/Atomic Absorption Spectrometric Method ^[4] 2) Digestion, Inductively Coupled Plasma Method ^[4]
40	Sulfide	1) Iodometric Method ^[4] 2) Methylene Blue Method ^[4]
41	Temperature	Laboratory and Field Methods ^[4]
42	Total Dissolved Solids	Dried at 180 °C ^[4]
43	Total Kjeldahl Nitrogen	Semi-Micro-Kjeldahl Method ^[4]
44	Total Suspended Solids	Dried from 103 to 105 °C ^[4]
45	Trivalent Chromium	1) Digestion, Direct Air-Acetylene Flame Method; Colorimetric Method; Calculation ^[4] 2) Digestion, Inductively Coupled Plasma Method; Colorimetric Method; Calculation ^[4]
46	Zinc	1) Digestion, Direct Air-Acetylene Flame Method ^[4] 2) Digestion, Inductively Coupled Plasma Method ^[4]

น้ำใต้ดิน จำนวน 126 รายการ

ลำดับ	สารมลพิษ	วิธีวิเคราะห์
1	Acenaphthene	1) Liquid-Liquid Extraction, Gas Chromatographic Method ^[4] 2) Liquid-Liquid Extraction, Gas Chromatographic/Mass Spectrometric Method ^[4]
2	Acetone	Purge and Trap Gas Chromatographic/Mass Spectrometric Method ^[4]
3	Aldrin	1) Liquid-Liquid Extraction, Gas Chromatographic Method ^[4] 2) Liquid-Liquid Extraction, Gas Chromatographic/Mass Spectrometric Method ^[4]
4	Anthracene	1) Liquid-Liquid Extraction, Gas Chromatographic Method ^[4] 2) Liquid-Liquid Extraction, Gas Chromatographic/Mass Spectrometric Method ^[4]
5	Antimony	Digestion, Inductively Coupled Plasma Method ^[4]
6	Arsenic	1) Digestion, Hydride Generation/Atomic Absorption Spectrometric Method ^[4] 2) Digestion, Inductively Coupled Plasma Method ^[4]
7	Atrazine	Liquid-Liquid Extraction, Gas Chromatographic/Mass Spectrometric Method ^[4]
8	Barium	Digestion, Inductively Coupled Plasma Method ^[4]
9	Benz(a)anthracene	1) Liquid-Liquid Extraction, Gas Chromatographic Method ^[4] 2) Liquid-Liquid Extraction, Gas Chromatographic/Mass Spectrometric Method ^[4]
10	Benzene	Purge and Trap Gas Chromatographic/Mass Spectrometric Method ^[4]
11	Benzo(b)fluoranthene	1) Liquid-Liquid Extraction, Gas Chromatographic Method ^[4] 2) Liquid-Liquid Extraction, Gas Chromatographic/Mass Spectrometric Method ^[4]
12	Benzo(k)fluoranthene	1) Liquid-Liquid Extraction, Gas Chromatographic Method ^[4] 2) Liquid-Liquid Extraction, Gas Chromatographic/Mass Spectrometric Method ^[4]
13	Benzoic acid	Liquid-Liquid Extraction, Gas Chromatographic/Mass Spectrometric Method ^[4]

ลำดับ	สารมลพิษ	วิธีวิเคราะห์
14	Benzo(a)pyrene	1) Liquid-Liquid Extraction, Gas Chromatographic Method ^[4] 2) Liquid-Liquid Extraction, Gas Chromatographic/Mass Spectrometric Method ^[4]
15	Benzo(g,h,i)perylene	1) Liquid-Liquid Extraction, Gas Chromatographic Method ^[4] 2) Liquid-Liquid Extraction, Gas Chromatographic/Mass Spectrometric Method ^[4]
16	Beryllium	Digestion, Inductively Coupled Plasma Method ^[4]
17	Bis(2-chloroethyl)ether	Liquid-Liquid Extraction, Gas Chromatographic/Mass Spectrometric Method ^[4]
18	Bis(2-ethylhexyl)phthalate	Liquid-Liquid Extraction, Gas Chromatographic/Mass Spectrometric Method ^[4]
19	Bromodichloromethane	Purge and Trap Gas Chromatographic/Mass Spectrometric Method ^[4]
20	Bromoform	Purge and Trap Gas Chromatographic/Mass Spectrometric Method ^[4]
21	Butanol	Purge and Trap Gas Chromatographic/Mass Spectrometric Method ^[4]
22	Butyl benzyl phthalate	Liquid-Liquid Extraction, Gas Chromatographic/Mass Spectrometric Method ^[4]
23	Cadmium	1) Digestion, Direct Air-Acetylene Flame Method ^[4] 2) Digestion, Electrothermal Atomic Absorption Spectrometric Method ^[4] 3) Digestion, Inductively Coupled Plasma Method ^[4]
24	Carbazole	Liquid-Liquid Extraction, Gas Chromatographic/Mass Spectrometric Method ^[4]
25	Carbon disulfide	Purge and Trap Gas Chromatographic/Mass Spectrometric Method ^[4]
26	Carbon tetrachloride	Purge and Trap Gas Chromatographic/Mass Spectrometric Method ^[4]
27	Chlordane	1) Liquid-Liquid Extraction, Gas Chromatographic Method ^[4] 2) Liquid-Liquid Extraction, Gas Chromatographic/Mass Spectrometric Method ^[4]
28	p-Chloroaniline	Liquid-Liquid Extraction, Gas Chromatographic/Mass Spectrometric Method ^[4]

ลำดับ	สารมลพิษ	วิธีวิเคราะห์
29	Chlorobenzene	Purge and Trap Gas Chromatographic/Mass Spectrometric Method ^[4]
30	Chlorodibromomethane	Purge and Trap Gas Chromatographic/Mass Spectrometric Method ^[4]
31	Chloroform	Purge and Trap Gas Chromatographic/Mass Spectrometric Method ^[4]
32	2-Chlorophenol	Liquid-Liquid Extraction, Gas Chromatographic/Mass Spectrometric Method ^[4]
33	Chromium	1) Digestion, Direct Air-Acetylene Flame Method ^[4] 2) Digestion, Inductively Coupled Plasma Method ^[4]
34	Chromium (III)	1) Digestion, Direct Air-Acetylene Flame Method; Colorimetric Method; Calculation ^[4] 2) Digestion, Inductively Coupled Plasma Method; Colorimetric Method; Calculation ^[4]
35	Chromium (VI)	Colorimetric Method ^[4]
36	Chrysene	1) Liquid-Liquid Extraction, Gas Chromatographic Method ^[4] 2) Liquid-Liquid Extraction, Gas Chromatographic/Mass Spectrometric Method ^[4]
37	Cyanide	Distillation, Colorimetric Method ^[4]
38	2,4-D	Liquid-Liquid Extraction, Gas Chromatographic Method ^[4]
39	DDD	1) Liquid-Liquid Extraction, Gas Chromatographic Method ^[4] 2) Liquid-Liquid Extraction, Gas Chromatographic/Mass Spectrometric Method ^[4]
40	DDE	1) Liquid-Liquid Extraction, Gas Chromatographic Method ^[4] 2) Liquid-Liquid Extraction, Gas Chromatographic/Mass Spectrometric Method ^[4]
41	DDT	1) Liquid-Liquid Extraction, Gas Chromatographic Method ^[4] 2) Liquid-Liquid Extraction, Gas Chromatographic/Mass Spectrometric Method ^[4]
42	Dibenz(a,h)anthracene	1) Liquid-Liquid Extraction, Gas Chromatographic Method ^[4] 2) Liquid-Liquid Extraction, Gas Chromatographic/Mass Spectrometric Method ^[4]

43 Di-n-butyl phthalate...

ลำดับ	สารมลพิษ	วิธีวิเคราะห์
43	Di-n-butyl phthalate	Liquid-Liquid Extraction, Gas Chromatographic/Mass Spectrometric Method ^[4]
44	1,2-Dichlorobenzene	Purge and Trap Gas Chromatographic/Mass Spectrometric Method ^[4]
45	1,3-Dichlorobenzene	Purge and Trap Gas Chromatographic/Mass Spectrometric Method ^[4]
46	1,4-Dichlorobenzene	Purge and Trap Gas Chromatographic/Mass Spectrometric Method ^[4]
47	3,3'-Dichlorobenzidine	Liquid-Liquid Extraction, Gas Chromatographic/Mass Spectrometric Method ^[4]
48	1,1-Dichloroethane	Purge and Trap Gas Chromatographic/Mass Spectrometric Method ^[4]
49	1,2-Dichloroethane	Purge and Trap Gas Chromatographic/Mass Spectrometric Method ^[4]
50	1,1-Dichloroethylene	Purge and Trap Gas Chromatographic/Mass Spectrometric Method ^[4]
51	cis-1,2-Dichloroethylene	Purge and Trap Gas Chromatographic/Mass Spectrometric Method ^[4]
52	trans-1,2-Dichloroethylene	Purge and Trap Gas Chromatographic/Mass Spectrometric Method ^[4]
53	2,4-Dichlorophenol	Liquid-Liquid Extraction, Gas Chromatographic/Mass Spectrometric Method ^[4]
54	1,2-Dichloropropane	Purge and Trap Gas Chromatographic/Mass Spectrometric Method ^[4]
55	1,3-Dichloropropane	Purge and Trap Gas Chromatographic/Mass Spectrometric Method ^[4]
56	1,3-Dichloropropene	Purge and Trap Gas Chromatographic/Mass Spectrometric Method ^[4]
57	Dieldrin	1) Liquid-Liquid Extraction, Gas Chromatographic Method ^[4] 2) Liquid-Liquid Extraction, Gas Chromatographic/Mass Spectrometric Method ^[4]
58	Diethyl phthalate	Liquid-Liquid Extraction, Gas Chromatographic/Mass Spectrometric Method ^[4]
59	2,4-Dimethylphenol	Liquid-Liquid Extraction, Gas Chromatographic/Mass Spectrometric Method ^[4]
60	2,4-Dinitrophenol	Liquid-Liquid Extraction, Gas Chromatographic/Mass Spectrometric Method ^[4]

ลำดับ	สารมลพิษ	วิธีวิเคราะห์
61	2,4-Dinitrotoluene	Liquid-Liquid Extraction, Gas Chromatographic/Mass Spectrometric Method ^[4]
62	2,6-Dinitrotoluene	Liquid-Liquid Extraction, Gas Chromatographic/Mass Spectrometric Method ^[4]
63	Di-n-Octyl phthalate	Liquid-Liquid Extraction, Gas Chromatographic/Mass Spectrometric Method ^[4]
64	Endosulfan	1) Liquid-Liquid Extraction, Gas Chromatographic Method ^[4] 2) Liquid-Liquid Extraction, Gas Chromatographic/Mass Spectrometric Method ^[4]
65	Endrin	1) Liquid-Liquid Extraction, Gas Chromatographic Method ^[4] 2) Liquid-Liquid Extraction, Gas Chromatographic/Mass Spectrometric Method ^[4]
66	Ethylbenzene	Purge and Trap Gas Chromatographic/Mass Spectrometric Method ^[4]
67	Fluoranthene	1) Liquid-Liquid Extraction, Gas Chromatographic Method ^[4] 2) Liquid-Liquid Extraction, Gas Chromatographic/Mass Spectrometric Method ^[4]
68	Fluorene	1) Liquid-Liquid Extraction, Gas Chromatographic Method ^[4] 2) Liquid-Liquid Extraction, Gas Chromatographic/Mass Spectrometric Method ^[4]
69	Heptachlor	1) Liquid-Liquid Extraction, Gas Chromatographic Method ^[4] 2) Liquid-Liquid Extraction, Gas Chromatographic/Mass Spectrometric Method ^[4]
70	Heptachlor epoxide	1) Liquid-Liquid Extraction, Gas Chromatographic Method ^[4] 2) Liquid-Liquid Extraction, Gas Chromatographic/Mass Spectrometric Method ^[4]
71	Hexachlorobenzene	Liquid-Liquid Extraction, Gas Chromatographic/Mass Spectrometric Method ^[4]
72	Hexachloro-1,3-butadiene	Purge and Trap Gas Chromatographic/Mass Spectrometric Method ^[4]
73	n-Hexane	Purge and Trap Gas Chromatographic/Mass Spectrometric Method ^[4]

ลำดับ	สารมลพิษ	วิธีวิเคราะห์
74	α -HCH	1) Liquid-Liquid Extraction, Gas Chromatographic Method ^[4] 2) Liquid-Liquid Extraction, Gas Chromatographic/Mass Spectrometric Method ^[4]
75	β -HCH	1) Liquid-Liquid Extraction, Gas Chromatographic Method ^[4] 2) Liquid-Liquid Extraction, Gas Chromatographic/Mass Spectrometric Method ^[4]
76	γ -HCH	1) Liquid-Liquid Extraction, Gas Chromatographic Method ^[4] 2) Liquid-Liquid Extraction, Gas Chromatographic/Mass Spectrometric Method ^[4]
77	Hexachlorocyclopentadiene	Liquid-Liquid Extraction, Gas Chromatographic/Mass Spectrometric Method ^[4]
78	Hexachloroethane	Liquid-Liquid Extraction, Gas Chromatographic/Mass Spectrometric Method ^[4]
79	Indeno(1,2,3-cd)pyrene	1) Liquid-Liquid Extraction, Gas Chromatographic Method ^[4] 2) Liquid-Liquid Extraction, Gas Chromatographic/Mass Spectrometric Method ^[4]
80	Isophorone	Liquid-Liquid Extraction, Gas Chromatographic/Mass Spectrometric Method ^[4]
81	Lead	1) Digestion, Direct Air-Acetylene Flame Method ^[4] 2) Digestion, Electrothermal Atomic Absorption Spectrometric Method ^[4] 3) Digestion, Inductively Coupled Plasma Method ^[4]
82	Manganese	1) Digestion, Direct Air-Acetylene Flame Method ^[4] 2) Digestion, Inductively Coupled Plasma Method ^[4]
83	Mercury	Digestion, Cold-Vapor Atomic Absorption Spectrometric Method ^[4]
84	Methanol	Purge and Trap Gas Chromatographic/Mass Spectrometric Method ^[4]
85	Methoxychlor	1) Liquid-Liquid Extraction, Gas Chromatographic Method ^[4] 2) Liquid-Liquid Extraction, Gas Chromatographic/Mass Spectrometric Method ^[4]
86	Methyl bromide	Purge and Trap Gas Chromatographic/Mass Spectrometric Method ^[4]

87 Methylene chloride...

ลำดับ	สารมลพิษ	วิธีวิเคราะห์
87	Methylene chloride	Purge and Trap Gas Chromatographic/Mass Spectrometric Method ^[4]
88	2-Methylphenol	Liquid-Liquid Extraction, Gas Chromatographic/Mass Spectrometric Method ^[4]
89	2-Methylnaphthalene	1) Liquid-Liquid Extraction, Gas Chromatographic Method ^[4] 2) Liquid-Liquid Extraction, Gas Chromatographic/Mass Spectrometric Method ^[4]
90	Methyl tert-butyl ether	Purge and Trap Gas Chromatographic/Mass Spectrometric Method ^[4]
91	Naphthalene	1) Liquid-Liquid Extraction, Gas Chromatographic Method ^[4] 2) Liquid-Liquid Extraction, Gas Chromatographic/Mass Spectrometric Method ^[4]
92	Nickel	1) Digestion, Direct Air-Acetylene Flame Method ^[4] 2) Digestion, Inductively Coupled Plasma Method ^[4]
93	Nitrobenzene	Liquid-Liquid Extraction, Gas Chromatographic/Mass Spectrometric Method ^[4]
94	N-Nitrosodiphenylamine	Liquid-Liquid Extraction, Gas Chromatographic/Mass Spectrometric Method ^[4]
95	N-Nitrosodi-n-propylamine	Liquid-Liquid Extraction, Gas Chromatographic/Mass Spectrometric Method ^[4]
96	Polychlorinated Biphenyls - PCB 1016 - PCB 1221 - PCB 1232 - PCB-1242 - PCB-1248 - PCB-1254 - PCB-1260	1) Liquid-Liquid Extraction, Gas Chromatographic Method ^[4] 2) Liquid-Liquid Extraction, Gas Chromatographic/Mass Spectrometric Method ^[4]
97	Pentachlorophenol	Liquid-Liquid Extraction, Gas Chromatographic/Mass Spectrometric Method ^[4]
98	pH	Electrometric Method ^[4]
99	Phenanthrene	1) Liquid-Liquid Extraction, Gas Chromatographic Method ^[4] 2) Liquid-Liquid Extraction, Gas Chromatographic/Mass Spectrometric Method ^[4]

ลำดับ	สารมลพิษ	วิธีวิเคราะห์
100	Phenol	1) Distillation, Chloroform Extraction Method ^[4] 2) Liquid-Liquid Extraction, Gas Chromatographic/Mass Spectrometric Method ^[4]
101	Pyrene	1) Liquid-Liquid Extraction, Gas Chromatographic Method ^[4] 2) Liquid-Liquid Extraction, Gas Chromatographic/Mass Spectrometric Method ^[4]
102	Selenium	1) Digestion, Hydride Generation/Atomic Absorption Spectrometric Method ^[4] 2) Digestion, Inductively Coupled Plasma Method ^[4]
103	Silver	Digestion, Inductively Coupled Plasma Method ^[4]
104	Styrene	Purge and Trap Gas Chromatographic/Mass Spectrometric Method ^[4]
105	1,1,2,2-Tetrachloroethane	Purge and Trap Gas Chromatographic/Mass Spectrometric Method ^[4]
106	Tetrachloroethylene	Purge and Trap Gas Chromatographic/Mass Spectrometric Method ^[4]
107	Toluene	Purge and Trap Gas Chromatographic/Mass Spectrometric Method ^[4]
108	Toxaphene	1) Liquid-Liquid Extraction, Gas Chromatographic Method ^[4] 2) Liquid-Liquid Extraction, Gas Chromatographic/Mass Spectrometric Method ^[4]
109	TPH (C ₅ - C ₈)	1) Purge and Trap, Gas Chromatographic Method ^[12,22] 2) Purge and Trap, Gas Chromatographic/Mass spectrometric Method ^[12,27]
110	TPH (C ₈ - C ₁₆)	Separatory Funnel Liquid-Liquid Extraction, Gas Chromatographic Method ^[9,22]
111	TPH (C ₁₆ - C ₃₅)	Separatory Funnel Liquid-Liquid Extraction, Gas Chromatographic Method ^[9,22]
112	1,2,4-Trichlorobenzene	Purge and Trap Gas Chromatographic/Mass Spectrometric Method ^[4]
113	1,1,1-Trichloroethane	Purge and Trap Gas Chromatographic/Mass Spectrometric Method ^[4]
114	1,1,2-Trichloroethane	Purge and Trap Gas Chromatographic/Mass Spectrometric Method ^[4]
115	Trichloroethylene	Purge and Trap Gas Chromatographic/Mass Spectrometric Method ^[4]

ลำดับ	สารมลพิษ	วิธีวิเคราะห์
116	2,4,5-Trichlorophenol	Liquid-Liquid Extraction, Gas Chromatographic/Mass Spectrometric Method ^[4]
117	2,4,6-Trichlorophenol	Liquid-Liquid Extraction, Gas Chromatographic/Mass Spectrometric Method ^[4]
118	1,3,5-Trimethylbenzene	Purge and Trap Gas Chromatographic/Mass Spectrometric Method ^[4]
119	Vanadium	Digestion, Inductively Coupled Plasma Method ^[4]
120	Vinyl acetate	Purge and Trap Gas Chromatographic/Mass Spectrometric Method ^[4]
121	Vinyl chloride	Purge and Trap Gas Chromatographic/Mass Spectrometric Method ^[4]
122	m-Xylene	Purge and Trap Gas Chromatographic/Mass Spectrometric Method ^[4]
123	o-Xylene	Purge and Trap Gas Chromatographic/Mass Spectrometric Method ^[4]
124	p-Xylene	Purge and Trap Gas Chromatographic/Mass Spectrometric Method ^[4]
125	Xylene (Total)	Purge and Trap Gas Chromatographic/Mass Spectrometric Method ^[4]
126	Zinc	1) Digestion, Direct Air-Acetylene Flame Method ^[4] 2) Digestion, Inductively Coupled Plasma Method ^[4]

อากาศเสีย (ปล่อยระบาย) จำนวน 25 รายการ

ลำดับ	สารมลพิษ	วิธีวิเคราะห์
1	Antimony	Isokinetic Sampling, Digestion, Inductively Coupled Plasma Method ^[5]
2	Arsenic	1) Isokinetic Sampling, Digestion, Hydride Generation/Atomic Absorption Spectrometric Method ^[5] 2) Isokinetic Sampling, Digestion, Inductively Coupled Plasma Method ^[5]
3	Cadmium	1) Isokinetic Sampling, Digestion, Direct Air-Acetylene Flame Method ^[5] 2) Isokinetic Sampling, Digestion, Inductively Coupled Plasma Method ^[5]
4	Carbon Monoxide	Instrumental Analyzer Method ^[5]
5	Chlorine	Isokinetic Sampling, Ion Chromatographic Method ^[5]
6	Chromium	1) Isokinetic Sampling, Digestion, Direct Air-Acetylene Flame Method ^[5]

Chromium (ต่อ)...

ลำดับ	สารมลพิษ	วิธีวิเคราะห์
6	Chromium (ต่อ)	2) Isokinetic Sampling, Digestion, Inductively Coupled Plasma Method ^[5]
7	Cobalt	Isokinetic Sampling, Digestion, Inductively Coupled Plasma Method ^[5]
8	Copper	1) Isokinetic Sampling, Digestion, Direct Air-Acetylene Flame Method ^[5] 2) Isokinetic Sampling, Digestion, Inductively Coupled Plasma Method ^[5]
9	Cresol	Absorption Sampling, Gas Chromatographic Method ^[5]
10	Dioxins/Furans	Isokinetic Sampling ^[5]
11	Hydrogen Chloride	Isokinetic Sampling, Ion Chromatographic Method ^[5]
12	Hydrogen Fluoride	Isokinetic Sampling, Ion Chromatographic Method ^[5]
13	Hydrogen Sulfide	Absorption Sampling, Iodometric Method ^[5]
14	Lead	1) Isokinetic Sampling, Digestion, Direct Air-Acetylene Flame Method ^[5] 2) Isokinetic Sampling, Digestion, Inductively Coupled Plasma Method ^[5]
15	Manganese	1) Isokinetic Sampling, Digestion, Direct Air-Acetylene Flame Method ^[5] 2) Isokinetic Sampling, Digestion, Inductively Coupled Plasma Method ^[5]
16	Mercury	Isokinetic Sampling, Digestion, Cold-Vapor Atomic Absorption Spectrometric Method ^[5]
17	Nickel	1) Isokinetic Sampling, Digestion, Direct Air-Acetylene Flame Method ^[5] 2) Isokinetic Sampling, Digestion, Inductively Coupled Plasma Method ^[5]
18	Opacity	Ringelmann's Method ^[1]
19	Oxides of Nitrogen	1) Absorption Sampling, Phenoldisulfonic acid Method ^[5] 2) Instrumental Analyzer Method ^[5]
20	Selenium	1) Isokinetic Sampling, Digestion, Hydride Generation/Atomic Absorption Spectrometric Method ^[5] 2) Isokinetic Sampling, Digestion, Inductively Coupled Plasma Method ^[5]
21	Sulfur Dioxide	1) Absorption Sampling, Barium-Thorin Titrimetric Method ^[5] 2) Instrumental Analyzer Method ^[5]
22	Sulfuric Acid	Isokinetic Sampling, Barium-Thorin Titrimetric Method ^[5]

ลำดับ	สารมลพิษ	วิธีวิเคราะห์
23	Total Suspended Particulate	Isokinetic Sampling, Gravimetric Method ^[5]
24	Vanadium	Isokinetic Sampling, Digestion, Inductively Coupled Plasma Method ^[5]
25	Xylene	1) Bag Sampling, Gas Chromatographic Method ^[5] 2) Adsorption Sampling, Gas Chromatographic Method ^[5]

สิ่งบ่งชี้หรือวัสดุที่ไม่ใช่แล้ว จำนวน 35 รายการ

ลำดับ	สารมลพิษ	วิธีวิเคราะห์
1	Aldrin	1) Waste Extraction, Separatory Funnel Liquid-Liquid Extraction, Gas Chromatographic Method ^[3,9,23] 2) Ultrasonic Extraction, Gas Chromatographic Method ^[10,23]
2	Antimony	1) Waste Extraction, Digestion, Inductively Coupled Plasma Method ^[3,6,14] 2) Digestion, Inductively Coupled Plasma Method ^[7,14]
3	Arsenic	1) Waste Extraction, Digestion, Hydride Generation/Atomic Absorption Spectrometric Method ^[3,6,16] 2) Waste Extraction, Digestion, Inductively Coupled Plasma Method ^[3,6,14] 3) Digestion, Hydride Generation/Atomic Absorption Spectrometric Method ^[7,16] 4) Digestion, Inductively Coupled Plasma Method ^[7,14]
4	Barium	1) Waste Extraction, Digestion, Inductively Coupled Plasma Method ^[3,6,14] 2) Digestion, Inductively Coupled Plasma Method ^[7,14]
5	Beryllium	1) Waste Extraction, Digestion, Inductively Coupled Plasma Method ^[3,6,14] 2) Digestion, Inductively Coupled Plasma Method ^[7,14]
6	Cadmium	1) Waste Extraction, Digestion, Flame Atomic Absorption Spectrometric Method ^[3,6,15] 2) Waste Extraction, Digestion, Inductively Coupled Plasma Method ^[3,6,14] 3) Digestion, Flame Atomic Absorption Spectrometric Method ^[7,15] 4) Digestion, Inductively Coupled Plasma Method ^[7,14]
7	Chlordane	1) Waste Extraction, Separatory Funnel Liquid-Liquid Extraction, Gas Chromatographic Method ^[3,9,23] 2) Ultrasonic Extraction, Gas Chromatographic Method ^[10,23]

ลำดับ	สารมลพิษ	วิธีวิเคราะห์
8	Chromium	1) Waste Extraction, Digestion, Flame Atomic Absorption Spectrometric Method ^[3,6,15] 2) Waste Extraction, Digestion, Inductively Coupled Plasma Method ^[3,6,14] 3) Digestion, Flame Atomic Absorption Spectrometric Method ^[7,15] 4) Digestion, Inductively Coupled Plasma Method ^[7,14]
9	Chromium (III)	1) Waste Extraction, Digestion, Flame Atomic Absorption Spectrometric Method; Waste Extraction, Colorimetric Method; Calculation ^[3,6,15,17] 2) Waste Extraction, Digestion, Inductively Coupled Plasma Method; Waste Extraction, Colorimetric Method; Calculation ^[3,6,14,17] 3) Digestion, Flame Atomic Absorption Spectrometric Method; Alkaline Digestion, Colorimetric Method; Calculation ^[7,8,15,17] 4) Digestion, Inductively Coupled Plasma Method; Alkaline Digestion, Colorimetric Method; Calculation ^[7,8,14,17]
10	Chromium (VI)	1) Waste Extraction, Colorimetric Method ^[3,17] 2) Alkaline Digestion, Colorimetric Method ^[8,17]
11	Cobalt	1) Waste Extraction, Digestion, Inductively Coupled Plasma Method ^[3,6,14] 2) Digestion, Inductively Coupled Plasma Method ^[7,14]
12	Copper	1) Waste Extraction, Digestion, Flame Atomic Absorption Spectrometric Method ^[3,6,15] 2) Waste Extraction, Digestion, Inductively Coupled Plasma Method ^[3,6,14] 3) Digestion, Flame Atomic Absorption Spectrometric Method ^[7,15] 4) Digestion, Inductively Coupled Plasma Method ^[7,14]
13	2,4-D	1) Waste Extraction, Gas Chromatographic Method ^[3,26] 2) Ultrasonic Extraction, Gas Chromatographic Method ^[26]
14	DDD	1) Waste Extraction, Separatory Funnel Liquid-Liquid Extraction, Gas Chromatographic Method ^[3,9,23] 2) Ultrasonic Extraction, Gas Chromatographic Method ^[10,23]

ลำดับ	สารมลพิษ	วิธีวิเคราะห์
15	DDE	1) Waste Extraction, Separatory Funnel Liquid-Liquid Extraction, Gas Chromatographic Method ^[3,9,23] 2) Ultrasonic Extraction, Gas Chromatographic Method ^[10,23]
16	DDT	1) Waste Extraction, Separatory Funnel Liquid-Liquid Extraction, Gas Chromatographic Method ^[3,9,23] 2) Ultrasonic Extraction, Gas Chromatographic Method ^[10,23]
17	Dieldrin	1) Waste Extraction, Separatory Funnel Liquid-Liquid Extraction, Gas Chromatographic Method ^[3,9,23] 2) Ultrasonic Extraction, Gas Chromatographic Method ^[10,23]
18	Endrin	1) Waste Extraction, Separatory Funnel Liquid-Liquid Extraction, Gas Chromatographic Method ^[3,9,23] 2) Ultrasonic Extraction, Gas Chromatographic Method ^[10,23]
19	Heptachlor	1) Waste Extraction, Separatory Funnel Liquid-Liquid Extraction, Gas Chromatographic Method ^[3,9,23] 2) Ultrasonic Extraction, Gas Chromatographic Method ^[10,23]
20	Lead	1) Waste Extraction, Digestion, Flame Atomic Absorption Spectrometric Method ^[3,6,15] 2) Waste Extraction, Digestion, Inductively Coupled Plasma Method ^[3,6,14] 3) Digestion, Flame Atomic Absorption Spectrometric Method ^[7,15] 4) Digestion, Inductively Coupled Plasma Method ^[7,14]
21	Lindane	1) Waste Extraction, Separatory Funnel Liquid-Liquid Extraction, Gas Chromatographic Method ^[3,9,23] 2) Ultrasonic Extraction, Gas Chromatographic Method ^[10,23]
22	Mercury	1) Waste Extraction, Digestion, Cold-Vapor Atomic Absorption Spectrometric Method ^[3,19] 2) Waste Extraction, Digestion, Inductively Coupled Plasma Method ^[3,6,14] 3) Digestion, Cold-Vapor Atomic Absorption Spectrometric Method ^[19] 4) Digestion, Inductively Coupled Plasma Method ^[7,14]

ลำดับ	สารมลพิษ	วิธีวิเคราะห์
22	Mercury (ต่อ)	5) Thermal Decomposition Amalgamation and Atomic Absorption Spectrometric Method ^[20]
23	Methoxychlor	1) Waste Extraction, Separatory Funnel Liquid-Liquid Extraction, Gas Chromatographic Method ^[3,9,23] 2) Ultrasonic Extraction, Gas Chromatographic Method ^[10,23]
24	Molybdenum	1) Waste Extraction, Digestion, Inductively Coupled Plasma Method ^[3,6,14] 2) Digestion, Inductively Coupled Plasma Method ^[7,14]
25	Nickel	1) Waste Extraction, Digestion, Flame Atomic Absorption Spectrometric Method ^[3,6,15] 2) Waste Extraction, Digestion, Inductively Coupled Plasma Method ^[3,6,14] 3) Digestion, Flame Atomic Absorption Spectrometric Method ^[7,15] 4) Digestion, Inductively Coupled Plasma Method ^[7,14]
26	Polychlorinated Biphenyls - Aroclor 1016 - Aroclor 1221 - Aroclor 1232 - Aroclor 1242 - Aroclor 1248 - Aroclor 1254 - Aroclor 1260 - 2-Chlorobiphenyl - 2,3-Dichlorobiphenyl - 2,2',5-Trichlorobiphenyl - 2,4',5-Trichlorobiphenyl - 2,2',3,5'-Tetrachlorobiphenyl - 2,2',5,5'-Tetrachlorobiphenyl - 2,3',4,4'-Tetrachlorobiphenyl - 2,2',3,4,5'-Pentachlorobiphenyl - 2,2',4,5,5'-Pentachlorobiphenyl - 2,3,3',4,6-Pentachlorobiphenyl	1) Waste Extraction, Separatory Funnel Liquid-Liquid Extraction, Gas Chromatographic Method ^[3,9,24] 2) Ultrasonic Extraction, Gas Chromatographic Method ^[10,24]

ลำดับ	สารมลพิษ	วิธีวิเคราะห์
	Polychlorinated Biphenyls(ต่อ) - 2,2',3,4,4',5'- Hexachlorobiphenyl - 2,2',3,4,5,5'- Hexachlorobiphenyl - 2,2',3,5,5',6- Hexachlorobiphenyl - 2,2',4,4',5,5'- Hexachlorobiphenyl - 2,2',3,3',4,4',5- Heptachlorobiphenyl - 2,2',3,4,4',5,5'- Heptachlorobiphenyl - 2,2',3,4,4',5',6- Heptachlorobiphenyl - 2,2',3,4',5,5',6- Heptachlorobiphenyl - 2,2',3,3',4,4',5,5',6- Nonachlorobiphenyl	
27	Pentachlorophenol	1) Waste Extraction, Separatory Funnel Liquid-Liquid Extraction, Gas Chromatographic/Mass Spectrometric Method ^[3,9,28] 2) Ultrasonic Extraction, Gas Chromatographic/Mass Spectrometric Method ^[10,28]
28	pH	Electrometric Method ^[31,32]
29	Selenium	1) Waste Extraction, Digestion, Hydride Generation/Atomic Absorption Spectrometric Method ^[3,6,21] 2) Waste Extraction, Digestion, Inductively Coupled Plasma Method ^[3,6,14] 3) Digestion, Hydride Generation/Atomic Absorption Spectrometric Method ^[7,21] 4) Digestion, Inductively Coupled Plasma Method ^[7,14]
30	Silver	1) Waste Extraction, Digestion, Inductively Coupled Plasma Method ^[3,6,14] 2) Digestion, Inductively Coupled Plasma Method ^[7,14]
31	Thallium	1) Waste Extraction, Digestion, Inductively Coupled Plasma Method ^[3,6,14] 2) Digestion, Inductively Coupled Plasma Method ^[7,14]

ลำดับ	สารมลพิษ	วิธีวิเคราะห์
32	Toxaphene	1) Waste Extraction, Separatory Funnel Liquid-Liquid Extraction, Gas Chromatographic Method ^[3,9,23] 2) Ultrasonic Extraction, Gas Chromatographic Method ^[10,23]
33	Trichloroethylene	1) Waste Extraction, Purge and Trap, Gas Chromatographic/Mass Spectrometric Method ^[3,12,27] 2) Waste Extraction, Equilibrium Headspace, Gas Chromatographic/Mass Spectrometric Method ^[3,11,27] 3) Purge and Trap, Gas Chromatographic/Mass Spectrometric Method ^[13,27] 4) Equilibrium Headspace, Gas Chromatographic/Mass Spectrometric Method ^[11,27]
34	Vanadium	1) Waste Extraction, Digestion, Inductively Coupled Plasma Method ^[3,6,14] 2) Digestion, Inductively Coupled Plasma Method ^[7,14]
35	Zinc	1) Waste Extraction, Digestion, Flame Atomic Absorption Spectrometric Method ^[3,6,15] 2) Waste Extraction, Digestion, Inductively Coupled Plasma Method ^[3,6,14] 3) Digestion, Flame Atomic Absorption Spectrometric Method ^[7,15] 4) Digestion, Inductively Coupled Plasma Method ^[7,14]

ดิน จำนวน 125 รายการ

ลำดับ	สารมลพิษ	วิธีวิเคราะห์
1	Acenaphthene	1) Ultrasonic Extraction, Gas Chromatographic Method ^[10,25] 2) Ultrasonic Extraction, Gas Chromatographic/Mass Spectrometric Method ^[10,28]
2	Acetone	Purge and Trap, Gas Chromatographic/Mass Spectrometric Method ^[13,27]
3	Aldrin	1) Ultrasonic Extraction, Gas Chromatographic Method ^[10,23] 2) Ultrasonic Extraction, Gas Chromatographic/Mass Spectrometric Method ^[10,28]
4	Anthracene	1) Ultrasonic Extraction, Gas Chromatographic Method ^[10,25]

อนุทิน

Anthracene (ต่อ)...

ลำดับ	สารมลพิษ	วิธีวิเคราะห์
4	Anthracene (ต่อ)	2) Ultrasonic Extraction, Gas Chromatographic/Mass Spectrometric Method ^[10,28]
5	Antimony	Digestion, Inductively Coupled Plasma Method ^[7,14]
6	Arsenic	1) Digestion, Hydride Generation/Atomic Absorption Spectrometric Method ^[7,16] 2) Digestion, Inductively Coupled Plasma Method ^[7,14]
7	Atrazine	Ultrasonic Extraction, Gas Chromatographic/Mass Spectrometric Method ^[10,28]
8	Barium	Digestion, Inductively Coupled Plasma Method ^[7,14]
9	Benz(a)anthracene	1) Ultrasonic Extraction, Gas Chromatographic Method ^[10,25] 2) Ultrasonic Extraction, Gas Chromatographic/Mass Spectrometric Method ^[10,28]
10	Benzene	1) Purge and Trap, Gas Chromatographic/Mass Spectrometric Method ^[13,27] 2) Equilibrium Headspace, Gas Chromatographic/Mass Spectrometric Method ^[11,27]
11	Benzo(b)fluoranthene	1) Ultrasonic Extraction, Gas Chromatographic Method ^[10,25] 2) Ultrasonic Extraction, Gas Chromatographic/Mass Spectrometric Method ^[10,28]
12	Benzo(k)fluoranthene	1) Ultrasonic Extraction, Gas Chromatographic Method ^[10,25] 2) Ultrasonic Extraction, Gas Chromatographic/Mass Spectrometric Method ^[10,28]
13	Benzoic acid	Ultrasonic Extraction, Gas Chromatographic/Mass Spectrometric Method ^[10,28]
14	Benzo(a)pyrene	1) Ultrasonic Extraction, Gas Chromatographic Method ^[10,25] 2) Ultrasonic Extraction, Gas Chromatographic/Mass Spectrometric Method ^[10,28]
15	Benzo(g,h,i)perylene	1) Ultrasonic Extraction, Gas Chromatographic Method ^[10,25] 2) Ultrasonic Extraction, Gas Chromatographic/Mass Spectrometric Method ^[10,28]
16	Beryllium	Digestion, Inductively Coupled Plasma Method ^[7,14]

ลำดับ	สารมลพิษ	วิธีวิเคราะห์
17	Bis(2-chloroethyl)ether	Ultrasonic Extraction, Gas Chromatographic/Mass Spectrometric Method ^[10,28]
18	Bis(2-ethylhexyl)phthalate	Ultrasonic Extraction, Gas Chromatographic/Mass Spectrometric Method ^[10,28]
19	Bromodichloromethane	Purge and Trap, Gas Chromatographic/Mass Spectrometric Method ^[13,27]
20	Bromoform	Purge and Trap, Gas Chromatographic/Mass Spectrometric Method ^[13,27]
21	Butanol	Purge and Trap, Gas Chromatographic/Mass Spectrometric Method ^[13,27]
22	Butyl benzyl phthalate	Ultrasonic Extraction, Gas Chromatographic/Mass Spectrometric Method ^[10,28]
23	Cadmium	1) Digestion, Flame Atomic Absorption Spectrometric Method ^[7,15] 2) Digestion, Inductively Coupled Plasma Method ^[7,14]
24	Carbazole	Ultrasonic Extraction, Gas Chromatographic/Mass Spectrometric Method ^[10,28]
25	Carbon disulfide	Purge and Trap, Gas Chromatographic/Mass Spectrometric Method ^[13,27]
26	Carbon tetrachloride	1) Purge and Trap, Gas Chromatographic/Mass Spectrometric Method ^[13,27] 2) Equilibrium Headspace, Gas Chromatographic/Mass Spectrometric Method ^[11,27]
27	Chlordane	1) Ultrasonic Extraction, Gas Chromatographic Method ^[10,23] 2) Ultrasonic Extraction, Gas Chromatographic/Mass Spectrometric Method ^[10,28]
28	p-Chloroaniline	Ultrasonic Extraction, Gas Chromatographic/Mass Spectrometric Method ^[10,28]
29	Chlorobenzene	Purge and Trap, Gas Chromatographic/Mass Spectrometric Method ^[13,27]
30	Chlorodibromomethane	Purge and Trap, Gas Chromatographic/Mass Spectrometric Method ^[13,27]
31	Chloroform	Purge and Trap, Gas Chromatographic/Mass Spectrometric Method ^[13,27]
32	2-Chlorophenol	Ultrasonic Extraction, Gas Chromatographic/Mass Spectrometric Method ^[10,28]

ลำดับ	สารมลพิษ	วิธีวิเคราะห์
33	Chromium	1) Digestion, Flame Atomic Absorption Spectrometric Method ^[7,15]
34	Chromium (III)	2) Digestion, Inductively Coupled Plasma Method ^[7,14] 1) Digestion, Flame Atomic Absorption Spectrometric Method; Alkaline Digestion, Colorimetric Method; Calculation ^[7,8,15,17] 2) Digestion, Inductively Coupled Plasma Method; Alkaline Digestion, Colorimetric Method; Calculation ^[7,8,14,17]
35	Chromium (VI)	Alkaline Digestion, Colorimetric Method ^[8,17]
36	Chrysene	1) Ultrasonic Extraction, Gas Chromatographic Method ^[10,25] 2) Ultrasonic Extraction, Gas Chromatographic/Mass Spectrometric Method ^[10,28]
37	Cyanide	Extraction, Distillation, Colorimetric Method ^[29,30]
38	2,4-D	Ultrasonic Extraction, Gas Chromatographic Method ^[26]
39	DDD	1) Ultrasonic Extraction, Gas Chromatographic Method ^[10,23] 2) Ultrasonic Extraction, Gas Chromatographic/Mass Spectrometric Method ^[10,28]
40	DDE	1) Ultrasonic Extraction, Gas Chromatographic Method ^[10,23] 2) Ultrasonic Extraction, Gas Chromatographic/Mass Spectrometric Method ^[10,28]
41	DDT	1) Ultrasonic Extraction, Gas Chromatographic Method ^[10,23] 2) Ultrasonic Extraction, Gas Chromatographic/Mass Spectrometric Method ^[10,28]
42	Dibenz(a,h)anthracene	1) Ultrasonic Extraction, Gas Chromatographic Method ^[10,25] 2) Ultrasonic Extraction, Gas Chromatographic/Mass Spectrometric Method ^[10,28]
43	Di-n-butyl phthalate	Ultrasonic Extraction, Gas Chromatographic/Mass Spectrometric Method ^[10,28]
44	1,2-Dichlorobenzene	Purge and Trap, Gas Chromatographic/Mass Spectrometric Method ^[13,27]

ลำดับ	สารมลพิษ	วิธีวิเคราะห์
45	1,3-Dichlorobenzene	Purge and Trap, Gas Chromatographic/Mass Spectrometric Method ^[13,27]
46	1,4-Dichlorobenzene	Purge and Trap, Gas Chromatographic/Mass Spectrometric Method ^[13,27]
47	3,3'-Dichlorobenzidine	Ultrasonic Extraction, Gas Chromatographic/Mass Spectrometric Method ^[10,28]
48	1,1-Dichloroethane	1) Purge and Trap, Gas Chromatographic/Mass Spectrometric Method ^[13,27] 2) Equilibrium Headspace, Gas Chromatographic/Mass Spectrometric Method ^[11,27]
49	1,2-Dichloroethane	1) Purge and Trap, Gas Chromatographic/Mass Spectrometric Method ^[13,27] 2) Equilibrium Headspace, Gas Chromatographic/Mass Spectrometric Method ^[11,27]
50	1,1-Dichloroethylene	1) Purge and Trap, Gas Chromatographic/Mass Spectrometric Method ^[13,27] 2) Equilibrium Headspace, Gas Chromatographic/Mass Spectrometric Method ^[11,27]
51	cis-1,2-Dichloroethylene	1) Purge and Trap, Gas Chromatographic/Mass Spectrometric Method ^[13,27] 2) Equilibrium Headspace, Gas Chromatographic/Mass Spectrometric Method ^[11,27]
52	trans-1,2-Dichloroethylene	1) Purge and Trap, Gas Chromatographic/Mass Spectrometric Method ^[13,27] 2) Equilibrium Headspace, Gas Chromatographic/Mass Spectrometric Method ^[11,27]
53	2,4-Dichlorophenol	Ultrasonic Extraction, Gas Chromatographic/Mass Spectrometric Method ^[10,28]
54	1,2-Dichloropropane	Purge and Trap, Gas Chromatographic/Mass Spectrometric Method ^[13,27]
55	1,3-Dichloropropane	Purge and Trap, Gas Chromatographic/Mass Spectrometric Method ^[13,27]
56	1,3-Dichloropropene	Purge and Trap, Gas Chromatographic/Mass Spectrometric Method ^[13,27]
57	Dieldrin	1) Ultrasonic Extraction, Gas Chromatographic Method ^[10,23] 2) Ultrasonic Extraction, Gas Chromatographic/Mass Spectrometric Method ^[10,28]

ลำดับ	สารมลพิษ	วิธีวิเคราะห์
58	Diethyl phthalate	Ultrasonic Extraction, Gas Chromatographic/Mass Spectrometric Method ^[10,28]
59	2,4-Dimethylphenol	Ultrasonic Extraction, Gas Chromatographic/Mass Spectrometric Method ^[10,28]
60	2,4-Dinitrophenol	Ultrasonic Extraction, Gas Chromatographic/Mass Spectrometric Method ^[10,28]
61	2,4-Dinitrotoluene	Ultrasonic Extraction, Gas Chromatographic/Mass Spectrometric Method ^[10,28]
62	2,6-Dinitrotoluene	Ultrasonic Extraction, Gas Chromatographic/Mass Spectrometric Method ^[10,28]
63	Di-n-Octyl phthalate	Ultrasonic Extraction, Gas Chromatographic/Mass Spectrometric Method ^[10,28]
64	Endosulfan	1) Ultrasonic Extraction, Gas Chromatographic Method ^[10,23] 2) Ultrasonic Extraction, Gas Chromatographic/Mass Spectrometric Method ^[10,28]
65	Endrin	1) Ultrasonic Extraction, Gas Chromatographic Method ^[10,23] 2) Ultrasonic Extraction, Gas Chromatographic/Mass Spectrometric Method ^[10,28]
66	Ethylbenzene	1) Purge and Trap, Gas Chromatographic/Mass Spectrometric Method ^[13,27] 2) Equilibrium Headspace, Gas Chromatographic/Mass Spectrometric Method ^[11,27]
67	Fluoranthene	1) Ultrasonic Extraction, Gas Chromatographic Method ^[10,25] 2) Ultrasonic Extraction, Gas Chromatographic/Mass Spectrometric Method ^[10,28]
68	Fluorene	1) Ultrasonic Extraction, Gas Chromatographic Method ^[10,25] 2) Ultrasonic Extraction, Gas Chromatographic/Mass Spectrometric Method ^[10,28]
69	Heptachlor	1) Ultrasonic Extraction, Gas Chromatographic Method ^[10,23] 2) Ultrasonic Extraction, Gas Chromatographic/Mass Spectrometric Method ^[10,28]
70	Heptachlor epoxide	1) Ultrasonic Extraction, Gas Chromatographic Method ^[10,23]

ลำดับ	สารมลพิษ	วิธีวิเคราะห์
70	Heptachlor epoxide (ต่อ)	2) Ultrasonic Extraction, Gas Chromatographic/Mass Spectrometric Method ^[10,28]
71	Hexachlorobenzene	1) Ultrasonic Extraction, Gas Chromatographic Method ^[10,23] 2) Ultrasonic Extraction, Gas Chromatographic/Mass Spectrometric Method ^[10,28]
72	Hexachloro-1,3-butadiene	Purge and Trap, Gas Chromatographic/Mass Spectrometric Method ^[13,27]
73	n-Hexane	Purge and Trap, Gas Chromatographic/Mass Spectrometric Method ^[13,27]
74	α -HCH	1) Ultrasonic Extraction, Gas Chromatographic Method ^[10,23] 2) Ultrasonic Extraction, Gas Chromatographic/Mass Spectrometric Method ^[10,28]
75	β -HCH	1) Ultrasonic Extraction, Gas Chromatographic Method ^[10,23] 2) Ultrasonic Extraction, Gas Chromatographic/Mass Spectrometric Method ^[10,28]
76	γ -HCH	1) Ultrasonic Extraction, Gas Chromatographic Method ^[10,23] 2) Ultrasonic Extraction, Gas Chromatographic/Mass Spectrometric Method ^[10,28]
77	Hexachlorocyclopentadiene	Ultrasonic Extraction, Gas Chromatographic/Mass Spectrometric Method ^[10,28]
78	Hexachloroethane	Ultrasonic Extraction, Gas Chromatographic/Mass Spectrometric Method ^[10,28]
79	Indeno(1,2,3-cd)pyrene	1) Ultrasonic Extraction, Gas Chromatographic Method ^[10,25] 2) Ultrasonic Extraction, Gas Chromatographic/Mass Spectrometric Method ^[10,28]
80	Isophorone	Ultrasonic Extraction, Gas Chromatographic/Mass Spectrometric Method ^[10,28]
81	Lead	1) Digestion, Flame Atomic Absorption Spectrometric Method ^[7,15] 2) Digestion, Inductively Coupled Plasma Method ^[7,14]
82	Manganese	1) Digestion, Flame Atomic Absorption Spectrometric Method ^[7,15] 2) Digestion, Inductively Coupled Plasma Method ^[7,14]

ลำดับ	สารมลพิษ	วิธีวิเคราะห์
83	Mercury	1) Digestion, Cold-Vapor Atomic Absorption Spectrometric Method ^[19] 2) Thermal Decomposition Amalgamation and Atomic Absorption Spectrometric Method ^[20]
84	Methanol	Purge and Trap, Gas Chromatographic/Mass Spectrometric Method ^[13,27]
85	Methoxychlor	1) Ultrasonic Extraction, Gas Chromatographic Method ^[10,23] 2) Ultrasonic Extraction, Gas Chromatographic/Mass Spectrometric Method ^[10,28]
86	Methyl bromide	Purge and Trap, Gas Chromatographic/Mass Spectrometric Method ^[13,27]
87	Methylene chloride	1) Purge and Trap, Gas Chromatographic/Mass Spectrometric Method ^[13,27] 2) Equilibrium Headspace, Gas Chromatographic/Mass Spectrometric Method ^[11,27]
88	2-Methylphenol	Ultrasonic Extraction, Gas Chromatographic/Mass Spectrometric Method ^[10,28]
89	2-Methylnaphthalene	Ultrasonic Extraction, Gas Chromatographic/Mass Spectrometric Method ^[10,28]
90	Methyl tert-butyl ether	Purge and Trap, Gas Chromatographic/Mass Spectrometric Method ^[13,27]
91	Naphthalene	1) Ultrasonic Extraction, Gas Chromatographic Method ^[10,25] 2) Ultrasonic Extraction, Gas Chromatographic/Mass Spectrometric Method ^[10,28]
92	Nickel	1) Digestion, Flame Atomic Absorption Spectrometric Method ^[7,15] 2) Digestion, Inductively Coupled Plasma Method ^[7,14]
93	Nitrobenzene	Ultrasonic Extraction, Gas Chromatographic/Mass Spectrometric Method ^[10,28]
94	N-Nitrosodiphenylamine	Ultrasonic Extraction, Gas Chromatographic/Mass Spectrometric Method ^[10,28]
95	N-Nitrosodi-n-propylamine	Ultrasonic Extraction, Gas Chromatographic/Mass Spectrometric Method ^[10,28]
96	Polychlorinated Biphenyls - Aroclor 1016	1) Ultrasonic Extraction, Gas Chromatographic Method ^[10,24]

ลำดับ	สารมลพิษ	วิธีวิเคราะห์
96	<p>Polychlorinated Biphenyls(ต่อ)</p> <ul style="list-style-type: none"> - Aroclor 1221 - Aroclor 1232 - Aroclor 1242 - Aroclor 1248 - Aroclor 1254 - Aroclor 1260 <p>Polychlorinated Biphenyls</p> <ul style="list-style-type: none"> - 2-Chlorobiphenyl - 2,3-Dichlorobiphenyl - 2,2',5-Trichlorobiphenyl - 2,4',5-Trichlorobiphenyl - 2,2',3,5-Tetrachlorobiphenyl - 2,2',5,5'-Tetrachlorobiphenyl - 2,3',4,4'-Tetrachlorobiphenyl - 2,2',3,4,5'- <p>Pentachlorobiphenyl</p> <ul style="list-style-type: none"> - 2,2',4,5,5'- <p>Pentachlorobiphenyl</p> <ul style="list-style-type: none"> - 2,3,3',4',6- <p>Pentachlorobiphenyl</p> <ul style="list-style-type: none"> - 2,2',3,4,4',5'- <p>Hexachlorobiphenyl</p> <ul style="list-style-type: none"> - 2,2',3,4,5,5'- <p>Hexachlorobiphenyl</p> <ul style="list-style-type: none"> - 2,2',3,5,5',6- <p>Hexachlorobiphenyl</p> <ul style="list-style-type: none"> - 2,2',4,4',5,5'- <p>Hexachlorobiphenyl</p> <ul style="list-style-type: none"> - 2,2',3,3',4,4',5- <p>Heptachlorobiphenyl</p> <ul style="list-style-type: none"> - 2,2',3,4,4',5,5'- <p>Heptachlorobiphenyl</p> <ul style="list-style-type: none"> - 2,2',3,4,4',5,6- <p>Heptachlorobiphenyl</p> <ul style="list-style-type: none"> - 2,2',3,4',5,5',6- <p>Heptachlorobiphenyl</p> <ul style="list-style-type: none"> - 2,2',3,3',4,4',5,5',6- <p>Nonachlorobiphenyl</p>	<p>2) Ultrasonic Extraction, Gas Chromatographic/Mass Spectrometric Method^[10,28]</p> <p>Ultrasonic Extraction, Gas Chromatographic Method^[10,24]</p>

ลำดับ	สารมลพิษ	วิธีวิเคราะห์
97	Pentachlorophenol	Ultrasonic Extraction, Gas Chromatographic/Mass Spectrometric Method ^[10,28]
98	Phenanthrene	1) Ultrasonic Extraction, Gas Chromatographic Method ^[10,25] 2) Ultrasonic Extraction, Gas Chromatographic/Mass Spectrometric Method ^[10,28]
99	Phenol	Ultrasonic Extraction, Gas Chromatographic/Mass Spectrometric Method ^[10,28]
100	Pyrene	1) Ultrasonic Extraction, Gas Chromatographic Method ^[10,25] 2) Ultrasonic Extraction, Gas Chromatographic/Mass Spectrometric Method ^[10,28]
101	Selenium	1) Digestion, Hydride Generation/Atomic Absorption Spectrometric Method ^[7,21] 2) Digestion, Inductively Coupled Plasma Method ^[7,14]
102	Silver	Digestion, Inductively Coupled Plasma Method ^[7,14]
103	Styrene	1) Purge and Trap, Gas Chromatographic/Mass Spectrometric Method ^[13,27] 2) Equilibrium Headspace, Gas Chromatographic/Mass Spectrometric Method ^[11,27]
104	1,1,2,2-Tetrachloroethane	Purge and Trap, Gas Chromatographic/Mass Spectrometric Method ^[13,27]
105	Tetrachloroethylene	1) Purge and Trap, Gas Chromatographic/Mass Spectrometric Method ^[13,27] 2) Equilibrium Headspace, Gas Chromatographic/Mass Spectrometric Method ^[11,27]
106	Toluene	1) Purge and Trap, Gas Chromatographic/Mass Spectrometric Method ^[13,27] 2) Equilibrium Headspace, Gas Chromatographic/Mass Spectrometric Method ^[11,27]
107	Toxaphene	Ultrasonic Extraction, Gas Chromatographic Method ^[10,23]
108	TPH (C ₅ -C ₈)	1) Purge and Trap, Gas Chromatographic Method ^[13,22] 2) Purge and Trap, Gas Chromatographic/Mass Spectrometric Method ^[13,27]
109	TPH (C ₈ -C ₁₆)	Ultrasonic Extraction, Gas Chromatographic Method ^[10,22]
110	TPH (C ₁₆ -C ₃₅)	Ultrasonic Extraction, Gas Chromatographic Method ^[10,22]

ลำดับ	สารมลพิษ	วิธีวิเคราะห์
111	1,2,4-Trichlorobenzene	Purge and Trap, Gas Chromatographic/Mass Spectrometric Method ^[13,27]
112	1,1,1-Trichloroethane	Purge and Trap, Gas Chromatographic/Mass Spectrometric Method ^[13,27]
113	1,1,2-Trichloroethane	Purge and Trap, Gas Chromatographic/Mass Spectrometric Method ^[13,27]
114	Trichloroethylene	1) Purge and Trap, Gas Chromatographic/Mass Spectrometric Method ^[13,27] 2) Equilibrium Headspace, Gas Chromatographic/Mass Spectrometric Method ^[11,27]
115	2,4,5-Trichlorophenol	Ultrasonic Extraction, Gas Chromatographic/Mass Spectrometric Method ^[10,28]
116	2,4,6-Trichlorophenol	Ultrasonic Extraction, Gas Chromatographic/Mass Spectrometric Method ^[10,28]
117	1,3,5-Trimethylbenzene	Purge and Trap, Gas Chromatographic/Mass Spectrometric Method ^[13,27]
118	Vanadium	Digestion, Inductively Coupled Plasma Method ^[7,14]
119	Vinyl acetate	Purge and Trap, Gas Chromatographic/Mass Spectrometric Method ^[13,27]
120	Vinyl chloride	Purge and Trap, Gas Chromatographic/Mass Spectrometric Method ^[13,27]
121	m-Xylene	1) Purge and Trap, Gas Chromatographic/Mass Spectrometric Method ^[13,27] 2) Equilibrium Headspace, Gas Chromatographic/Mass Spectrometric Method ^[11,27]
122	o-Xylene	1) Purge and Trap, Gas Chromatographic/Mass Spectrometric Method ^[13,27] 2) Equilibrium Headspace, Gas Chromatographic/Mass Spectrometric Method ^[11,27]
123	p-Xylene	1) Purge and Trap, Gas Chromatographic/Mass Spectrometric Method ^[13,27] 2) Equilibrium Headspace, Gas Chromatographic/Mass Spectrometric Method ^[11,27]
124	Xylene (Total)	1) Purge and Trap, Gas Chromatographic/Mass Spectrometric Method ^[13,27] 2) Equilibrium Headspace, Gas Chromatographic/Mass Spectrometric Method ^[11,27]

ลำดับ	สารมลพิษ	วิธีวิเคราะห์
125	Zinc	1) Digestion, Flame Atomic Absorption Spectrometric Method ^[7,15] 2) Digestion, Inductively Coupled Plasma Method ^[7,14] ดมจ

เอกสารอ้างอิง

1. กระทรวงอุตสาหกรรม. ประกาศกระทรวงอุตสาหกรรม, พ.ศ. 2549. เรื่อง กำหนดค่าปริมาณเขม่าควันที่เจือปนในอากาศที่ระบายออกจากปล่องของหม้อน้ำโรงสีข้าวที่ใช้แก๊สเป็นเชื้อเพลิง. ราชกิจจานุเบกษา. 4 ธันวาคม 2549. เล่มที่ 123 ตอนพิเศษ 125ง.
2. สมาคมวิศวกรรมสิ่งแวดล้อมแห่งประเทศไทย. คู่มือวิเคราะห์น้ำเสีย. พิมพ์ครั้งที่ 4. กรุงเทพฯ: เรือนแก้วการพิมพ์, 2547.
3. กระทรวงอุตสาหกรรม. ประกาศกระทรวงอุตสาหกรรม, พ.ศ. 2566. เรื่อง การจัดการสิ่งปฏิกูลหรือวัสดุที่ไม่ใช้แล้ว. ราชกิจจานุเบกษา. 31 พฤษภาคม 2566. เล่มที่ 140 ตอนพิเศษ 126 ง.
4. APHA, AWWA, WEF. Standard Methods for the Examination of Water and Wastewater. 24th ed. Washington, DC: APHA, 2023.
5. United States Environmental Protection Agency. Standards of Performance for New Stationary Sources. 40 CFR 60. Appendix A, 2020.
6. United States Environmental Protection Agency. Test Methods for Evaluation Solid Waste Physical/Chemical Methods. SW-846, 2014.
7. United States Environmental Protection Agency. Test Methods for Evaluation Solid Waste Physical/Chemical Methods. Acid Digestion of Sediments, Sludges, and Soils. SW-846 Method 3050B, 1996.
8. United States Environmental Protection Agency. Test Methods for Evaluation Solid Waste Physical/Chemical Methods. Alkaline Digestion for Hexavalent Chromium. SW-846 Method 3060A, 1996.
9. United States Environmental Protection Agency. Test Methods for Evaluation Solid Waste 3. Physical/Chemical Methods. Separatory Funnel Liquid-Liquid Extraction. SW-846 Method 3510C, 1996.
10. United States Environmental Protection Agency. Test Methods for Evaluation Solid Waste Physical/Chemical Methods. Ultrasonic Extraction. SW-846 Method 3550C, 2007.
11. United States Environmental Protection Agency. Test Methods for Evaluation Solid Waste Physical/Chemical Methods. Volatile Organic Compounds in Various Sample Matrices Using Equilibrium Headspace Analysis. SW-846 Method 5021A, 2014.
12. United States Environmental Protection Agency. Test Method for Evaluation Solid Waste Physical/Chemical Methods. Purge and Trap for Aqueous Samples. SW-846 Method 5030C, 2003.
13. United States Environmental Protection Agency. Test Methods for Evaluation Solid Waste Physical/Chemical Methods. Closed System Purge and Trap and Extraction for Volatile Organics in Soil and Waste Sample. SW-846 Method 5035A, 2000.
14. United States...

14. United States Environmental Protection Agency. Test Methods for Evaluation Solid Waste Physical/Chemical Methods. Inductively Coupled Plasma-Optical Emission Spectrometry. SW-846 Method 6010D, 2014.
15. United States Environmental Protection Agency. Test Methods for Evaluation Solid Waste Physical/Chemical Methods. Flame Atomic Absorption Spectrophotometry. SW-846 Method 7000B, 2007.
16. United States Environmental Protection Agency. Test Methods for Evaluation Solid Waste Physical/Chemical Methods. Arsenic (Atomic Absorption, Gaseous Hydride). SW-846 Method 7061A, 1992.
17. United States Environmental Protection Agency. Test Methods for Evaluation Solid Waste Physical/Chemical Methods. Chromium, Hexavalent (Colorimetric). SW-846 Method 7196A, 1992.
18. United States Environmental Protection Agency. Test Methods for Evaluation Solid Waste Physical/Chemical Methods. Mercury in Liquid Waste (Manual Cold Vapor Technique). SW-846 Method 7470A, 1994.
19. United States Environmental Protection Agency. Test Methods for Evaluation Solid Waste Physical/Chemical Methods. Mercury in Solid or Semisolid Waste (Manual Cold-Vapor Technique). SW-846 Method 7471B, 1998.
20. United States Environmental Protection Agency. Test Methods for Evaluation Solid Waste Physical/Chemical Methods. Mercury in Solids and Solutions by Thermal Decomposition, Amalgamation, and Atomic Absorption Spectrophotometry. SW-846 Method 7473, 2007.
21. United States Environmental Protection Agency. Test Methods for Evaluation Solid Waste Physical/Chemical Methods. Selenium (Atomic Absorption, Borohydride Reduction). SW-846 Method 7742, 1994.
22. United States Environmental Protection Agency. Test Methods for Evaluation Solid Waste Physical/Chemical Methods. Nonhalogenated Organics Using GC/FID. SW-846 Method 8015D, 2003.
23. United States Environmental Protection Agency. Test Methods for Evaluation Solid Waste Physical/Chemical Methods. Organochlorine Pesticides by Gas Chromatography. SW-846 Method 8081B, 2007.
24. United States Environmental Protection Agency. Test Methods for Evaluation Solid Waste Physical/Chemical Methods. Polychlorinated Biphenyls (PCBs) by Gas Chromatography. SW-846 Method 8082A, 2007.
25. United States Environmental Protection Agency. Test Methods for Evaluation Solid Waste Physical/Chemical Methods. Organochlorine Pesticides by Gas Chromatography. SW-846 Method 8081B, 2007.
26. United States Environmental Protection Agency. Test Methods for Evaluation Solid Waste Physical/Chemical Methods. Chlorinated Herbicides by GC Using Methylation or Pentafluorobenzoylation Derivatization. SW-846 Method 8151A, 1996.
27. United States Environmental Protection Agency. Test Methods for Evaluation Solid Waste Physical/Chemical Methods. Chlorinated Herbicides by GC Using Methylation or Pentafluorobenzoylation Derivatization. SW-846 Method 8151A, 1996.

27. United States Environmental Protection Agency. Test Methods for Evaluation Solid Waste Physical/Chemical Methods. Volatile Organic Compounds by Gas Chromatography/ Mass Spectrometry. SW-846 Method 8260D, 2018.

28. United States Environmental Protection Agency. Test Methods for Evaluation Solid Waste Physical/Chemical Methods. Semivolatile Organic Compounds by Gas Chromatography/Mass Spectrometry. SW-846 Method 8270E, 2018.

29. United States Environmental Protection Agency. Test Methods for Evaluation Solid Waste Physical/Chemical Methods. Cyanide Extraction Procedure for Solids and Oils. SW-846 Method 9013A, 2014.

30. United States Environmental Protection Agency. Test Methods for Evaluation Solid Waste Physical/Chemical Methods. Cyanide in Waters and Extracts using Titrimetric and Manual Spectrophotometric Procedures. SW-846 Method 9014, 2014.

31. United States Environmental Protection Agency. Test Methods for Evaluation Solid Waste Physical/Chemical Methods. pH Electrometric Measurement. SW-846 Method 9040C, 2004.

32. United States Environmental Protection Agency. Test Methods for Evaluation Solid Waste Physical/Chemical Methods. Soil and Waste pH. SW-846 Method 9045D, 2004.



ดำเนินการถูกต้อง